

**Annual Report  
FY2022**



**ARKANSAS  
STATE BOARD  
OF NURSING**

# CONTENTS

- From the Director .....1
- Legislative Mandate.....2
- Board Members.....3
- Board Staff .....4
- Committees.....5
- Budget .....7
- Faith A. Fields Nursing Scholarship/Loan .....13
- Discipline.....15
- Alternative to Discipline Program.....17
- Licensure .....19
  - Advanced Practice ..... 19
  - Licensure by Examination..... 20
  - Licensure by Endorsement ..... 20
  - Temporary Permits ..... 20
  - Renewals..... 21
  - Retired Licenses..... 21
  - Military Expedited Licenses..... 21
  - Criminal Background Checks ..... 21
- Education .....22
  - Continuing Education Presentations ..... 22
  - Education Programs ..... 23
  - Licensing Examination Data ..... 30
- Medication Assistant - Certified .....33
- Active Nursing Licenses.....36
- Statistics.....37
  - Certified Nurse Midwives ..... 37
  - Certified Nurse Practitioners..... 38
  - Certified Registered Nurse Anesthetists ..... 44
  - Clinical Nurse Specialists..... 49
  - Registered Nurse Practitioners ..... 52
  - Registered Nurses ..... 57
  - Licensed Practical Nurses..... 64
  - Licensed Psychiatric Technician Nurses ..... 71
  - Medication Assistant – Certified ..... 73

The Annual Report of the Arkansas State Board of Nursing is prepared and distributed in accordance with the *Nurse Practice Act* of the State of Arkansas, Arkansas Code Annotated § 17-87-203 (4). It contains information regarding the Board's activities, as well as information about nurses licensed by the Arkansas State Board of Nursing, organized by licensure type and county of residence. Data on the supply and distribution of nurses licensed is included in Appendix A of this report. This data is obtained from responses during license renewal.

## From the Director



It is with great pleasure that I present to you the Arkansas State Board of Nursing's 2022 Annual Report. This report reflects the Board of Nursing's activity from July 1, 2021 through June 30, 2022.

The mission of the Board of Nursing is to protect the public and act as their advocate by effectively regulating the practice of nursing. The Arkansas State Board of Nursing is composed of 13 board members. In accordance with state statutes, there are seven registered nurses (RNs) on the board. Of these seven RNs, two are advanced practice registered nurses with at least one of them holding prescriptive authority; one has (as their highest educational preparation) a diploma, two have an associate degree and two have a baccalaureate or higher degree in nursing. There are three licensed practical or licensed psychiatric technician nurses and two consumers, one of which represents the elderly population. One additional at-large member is a licensed registered nurse or licensed practical nurse. One registered nurse must be an educator.

The agency consists of an administrative staff of 30 hard-working and dedicated individuals.

The Board is involved in nursing regulation on the local, state and national levels in order to address the ever-changing needs of the citizens of Arkansas. The annual report reflects the myriad of activities conducted by the Board and its staff in their commitment to fulfilling the mission of public protection. As you review this information, I hope you find the report informative and useful.



**Sue A. Tedford, MNSc, APRN  
ASBN Director**

## Legislative Mandate

The Arkansas State Board of Nursing has a legislative mandate to protect the public by assuring that any person practicing nursing is qualified to do so. The law governing the Board of Nursing is covered under the *Nurse Practice Act (NPA)* of the State of Arkansas (reprinted from Arkansas Code Annotated § 17-87-101 – § 17-87-711). In keeping with the power and responsibilities in the NPA, the Board:

- Maintains an office for the administration of its business and employs personnel necessary for carrying out its functions; examines, licenses, and renews licenses or certificates of duly qualified applicants for nursing licensure and medication assistant certification.
- Prescribes minimum standards, approves curricula, surveys, and approves educational programs preparing nurses for nursing licensure and medication assistant certification.
- Promulgates rules necessary for the implementation of the NPA and submits these to the Arkansas legislative bodies for review.
- Develops and recommends role levels of technical classes of nursing service and practice to state and federal health agencies and to public and private administrative bodies.
- Conducts disciplinary proceedings and causes prosecution of persons violating the NPA; and
- Grants certificates of prescriptive authority to qualified advanced practice registered nurses.

## Mission Statement

The mission of the Arkansas State Board of Nursing is to protect the public and act as their advocate by effectively regulating the practice of nursing.



L to R: ASBN Staff Members  
ASBN Assistant Director Shannon McKinney,  
DNP, APRN, WHNP-BC, RNC-OB and  
Administrative Analyst Corrie Edge  
*April 2022 Nursing Expo*

# Board Members

The Board of Nursing is composed of thirteen Board Members appointed by the Governor:

- Seven registered nurses
  - One advanced practice with prescriptive authority
  - One advanced practice
  - One Diploma program graduate
  - Two associate degree graduates
  - Two baccalaureate degree or post-baccalaureate degree graduates
- Three licensed practical nurses or licensed psychiatric technician nurses
- One additional at-large member who is a licensed registered nurse or licensed practical nurse
- One consumer member
- One representative of the older population

*One registered nurse must be an educator*

<b>BOARD APPOINTEES FOR FISCAL YEAR 2021-2022</b> (Term expires October 1 of the year listed)		
<b>DYCUS, Neldia, RN, Cabot</b> <i>(Diploma)</i>	2021	Vacant position <i>(Registered nurse with associate degree)</i>
<b>FULTZ, Jasper, LPN, Augusta</b> <i>(Licensed practical nurse)</i>	2023	Vacant position <i>(Licensed practical nurse)</i>
<b>GARNER, Melanie, LPN, Fort Smith</b> <i>(Licensed practical nurse)</i>	2020	Vacant position <i>(Registered nurse)</i>
<b>HIPP, Stacie, APRN, Pine Bluff</b> <i>(BSN or higher)</i>	2020	Vacant position <i>(Consumer representative)</i>
<b>HOUSH, Ramonda, APRN, Pocahontas</b> <i>(Advanced practice registered nurse)</i>	2023	Vacant position <i>(Representative of the older population)</i>
<b>IVERS, Janice, RN, Jessieville</b> <i>(BSN or higher)</i>	2020	Vacant position <i>(advanced practice registered nurse with prescriptive authority)</i>
<b>LINDOW, Lance, RN, Benton</b> <i>(Associate)</i>	2021	
<b>BOARD OFFICERS 2021-2022</b>		
<b>PRESIDENT</b> – Lance Lindow, RN		<b>VICE PRESIDENT</b> – Neldia Dycus, RN
<b>SECRETARY</b> – Stacie Hipp, APRN		<b>TREASURER</b> – Janice Ivers, RN



L to R: Outgoing Board Member Yolanda Green, LPN; ASBN Director Sue Tedford, MNSc, APRN  
Sept. 2021

# Board Staff

<p><b>ADMINISTRATION</b></p> <p>Sue A. Tedford, MNsc, APRN <i>ASBN Director</i></p> <p>Leslie Suggs <i>Executive Assistant to the Director</i></p> <p><b>ACCOUNTING</b></p> <p>Darla Erickson, CPA <i>Administrative Services Manager</i></p> <p>Andrea McCuien <i>Administrative Specialist II</i></p> <p><b>ADVANCED PRACTICE</b></p> <p>Shannon McKinney, DNP, APRN, WHNP-BC <i>ASBN Assistant Director</i></p> <p>Ellen Harwell <i>Licensing Coordinator</i></p> <p><b>ALTERNATIVE TO DISCIPLINE</b></p> <p>Vacant position <i>ASBN Assistant Director - ArNAP</i></p>	<p><b>DISCIPLINE &amp; PRACTICE</b></p> <p>Lisa Wooten, MPH, BSN, RN <i>ASBN Assistant Director</i></p> <p>Janet Simpson, MSN, RNP, RNC-MNN <i>ASBN Program Coordinator</i></p> <p>Mindy Darner <i>Legal Support Specialist</i></p> <p>Kelly Dopplehammer <i>Legal Support Specialist</i></p> <p>Corrie Edge <i>Administrative Analyst</i></p> <p>Debra Fletcher <i>Legal Support Specialist</i></p> <p>Vacant position <i>Regulatory Board Chief Investigator</i></p> <p><b>INFORMATION TECHNOLOGY</b></p> <p>LouAnn Walker <i>Public Information Coordinator</i></p> <p>Albert Williams <i>Information Systems Coordinator</i></p> <p>Susan Moore <i>Computer Operator</i></p>	<p><b>EDUCATION &amp; LICENSING</b></p> <p>Karen McCumpsey, MNsc, RN, CNE <i>ASBN Assistant Director</i></p> <p>Tammy Vaughn, MSN, RN, CNE <i>ASBN Program Coordinator</i></p> <p>Carla Davis <i>Licensing Coordinator</i></p> <p>Lori Gephardt <i>Licensing Coordinator</i></p> <p>Kaylen Gordon <i>Licensing Coordinator</i></p> <p>Shannon Nixon <i>Licensing Coordinator</i></p> <p>Markeisha Rotimi <i>Licensing Coordinator</i></p> <p><b>LEGAL</b></p> <p>David Dawson, JD <i>General Counsel</i></p> <p>Ashley Fisher, JD <i>Attorney Specialist</i></p> <p>Lisa Mendenhall <i>Legal Support Specialist</i></p>
--	--	---



ASBN Staff  
March 2022



# Committees

## Administrative

The Administrative Committee serves in an advisory capacity and makes recommendations to the full Board which align with the Board's mission of public protection. The committee provides oversight on administrative matters and is responsible for providing direction of the agency. Some of the activities conducted by the committee include developing and revising agency policies, addressing legislative issues, evaluating the strategic plan, and providing guidance to staff on various administrative functions. The committee chairperson is Stacie Hipp, APRN.

## Education

The Nursing Education Committee reviews nursing education issues and standards for the purpose of making recommendations to the Board. The committee proposes guidelines for use in implementing the *Rules* regarding nursing education programs, reviews new and established nursing education programs and addresses current nursing education issues and trends. During FY2022, the Education Committee reviewed twelve Continued Full Approvals, four Prerequisite Approval, two Initial Approvals, and three Full Approvals to nursing programs. The Committee also gave approval to six new medication assistant-certified programs. The chairperson is Ramonda Housh, APRN.

## Finance

The ASBN Finance Committee is a group of designated board members who provide recommendations to the full board. Board members are responsible for the oversight of ASBN, so the Finance Committee is charged with the review of ASBN's financial information. Janice Ivers, RN, is chairperson. The financial information reviewed by the Finance Committee includes, but is not limited to, the following:

- Financial Statements
- Financial Documents provided by the AR Department of Health
- Reconciliations of Financial Statements to AASIS
- Accounting policies
- Authorizations of board member attendees for travel (i.e., Mid-Year, Annual NCSBN Meetings)
- ACFR Reports
- Signs of Financial Difficulty Reminders
- Biennial Budget
- Annual Operations Plan
- Audit Review
- Control Self-Assessment Review
- Nursing Student Loan Program
- Any other finance related issues or documents
- Strategic Plan – Finance Related items

# Committees

## Practice

The ASBN Practice Committee reviews and researches best practices for current issues in nursing practice and recommends official positions or other actions to the full Board. The committee monitors open investigations for trends in length of time cases are open and makes recommendations to the Board. The Practice Committee addresses other issues as assigned by the Board President. Neldia Dycus, RN is the committee chair.

## Prescriptive Authority

The Prescriptive Authority Committee functions in an advisory capacity to assist the Board with oversight and implementation of the provisions regarding prescriptive authority. The committee is composed of six members appointed by the Board and approved by the governor. Four members are APRNs with at least three members holding certificates of prescriptive authority and active DEA numbers. One member is a licensed physician who has been involved in a collaborative practice agreement with an APRN for at least five years. One member is a licensed pharmacist who has been licensed at least five years.



# Budget

The ADH-Arkansas State Board of Nursing does not receive appropriations of general revenue from the state. Nurse licensure fees constitute the agency's primary financial support. The FY 2022 total revenue was \$3,935,019.90. Expenses for the fiscal year totaled \$3,080,650.64. Total revenue and expenses include Board of Nursing operating fund, nursing student loan fund, continuing education workshop fund, grant fund, and criminal background check fund.

The Board is required to pay 1.5 percent of revenue fees to the Treasury of the State of Arkansas. These funds are credited to the State's General Fund for appropriation to various other agencies and services of state government. The Board paid \$60,223.54 to the General Fund for FY 2022. The financial statements and graphs on the following pages reflect the breakdown of revenue and expenses for the fiscal year 2022.

The Nursing Student Loan fund titled the Faith A. Fields Nursing Scholarship Loan is a separate fund used only for the purpose of providing loans/scholarships to nursing students and nurse educator students. The program is funded by donations that are deposited into the designated fund. Up to \$100,000.00 may be transferred from the Operating Fund each year to fund the program. From these funds, nursing students are awarded loans that can become scholarships if they work in the state of Arkansas after graduation and licensure. In addition to the current recipient selections, beginning in the Fall of 2017, each year two recipients are selected to receive the Faith A. Fields Scholarship Loan in honor of the memory of Jill Hasley, the ASBN Program Coordinator in the Advance Practice Department from June 25, 2011, until her death on July 30, 2016.

The Continuing Education fund is also a separate fund that allows the Board of Nursing to collect registration fees for the educational workshops provided by the Board of Nursing. The designated funds from the registration fees are used to offset the costs associated with providing this service.

The Criminal Background Check fund was a separate cash fund that was established to collect and submit payments for the federal and state criminal background checks for applicants. Applicants now pay the appropriate agencies directly. This account was closed as there was no longer a need for ASBN to collect and disburse these funds.

The Grant fund is a special revenue fund established in FY2018 to comply with Act 521 of 2017. Up to \$173,000.00 may be transferred from the Operating Fund each year to fund the program. This allows ASBN to provide a grant to the Arkansas Center for Nursing.

The ending balance in the SBN0100 (Operating) fund as of June 30, 2022, was \$7,286,322.98. The balance in the NNB0000 (Continuing Education Workshop) Fund was \$679.67. The balance in the NNB0200 (Nursing Loan) Fund was \$121,837.10. The balance in the SBN0200 (Grant) Fund was \$31,451.33.

# Budget

## ARKANSAS STATE BOARD OF NURSING PROFIT & LOSS ALL FUNDS JULY 1, 2021 – JUNE 30, 2022

<b>INCOME</b>	Appl/Endorsements	235,670.00
	Bldg Lease Income	3,850.20
	CBC Income	21.00
	CE Income	6.23
	Certifications	5,640.00
	Corp Nursing Registrations	360.00
	Exam Fees & Scope of Practice	365,770.00
	Inter-Agency Grant Transfer-In	11,265.14
	License & Permit	3,060,440.00
	Misc Income-	20,668.03
	NSL Income	12,900.36
	Penalties/Civil Fines	43,699.14
	Refund	919.80
	Reinst Fees/Late Penalty	100,430.00
	Temporary License	73,380.00
	<b>Total Income</b>	<b>3,830,628.77</b>
Cost of Goods Sold (COGS)		
	Special Revenue Fee	60,223.54
Total COGS		60,223.54
Gross Profit		3,874,796.36
<b>EXPENSE</b>	Advertising	414.19
	Automobile Expense	858.63
	Board Member Expense	16,510.07
	Dues and Subscriptions	18,376.34
	Employee Benefits	178,500.00
	Equipment Rental	16,255.72
	Food Purchase	5,482.03
	Grant Expense	141,548.67
	Insurance	3,356.67
	Investigations	259,154.15
	Licenses and Permits	930.30
	Low Value Asset Purchase	46,696.14
	Marketing & Redistribution	170.48
	Miscellaneous	49.95
	Nursing Student Loan Payment	58,900.00
	Office Supplies	10,697.89
	Payroll-Matching	355,919.48
	Payroll-Salaries	1,550,811.57
	Postage and Delivery	609.44
	Printing and Reproduction	15,125.91
	Process Servers	1,110.00
	Professional Fees	32,672.02
	Refunds	1,001.00
	Rent-Building	228,213.20
	Repairs	3,037.11
	Software	66,651.72
	Sponsorship	5,000.00
	Supplies	2,323.27
	Telephone/Communications	50,396.89
	Travel-Staff	9,753.90
	Travel - Other	123.90
	<b>Total Expense</b>	<b>3,208,861.20</b>
Net Income		565,420.61

# Budget

## ARKANSAS STATE BOARD OF NURSING OPERATING FUND JULY 1, 2021 – JUNE 30, 2022

<b>INCOME</b>	Appl/Endorsements	235,670.00
	Bldg Lease Income	3,850.20
	Certifications	5,640.00
	Corp Nursing Registrations	360.00
	Exam Fees & Scope of Practice	365,770.00
	Intra-Agency Trans In	11,265.14
	License & Permit	3,060,440.00
	Misc Income	20,668.03
	Penalties/Civil Fines	43,699.14
	Refund	919.80
	Reinst Fees/Late Penalty	100,430.00
	Temporary License	73,380.00
	<b>Total Income</b>	<b>3,922,092.31</b>
Cost of Goods Sold (COGS)		
	Special Revenue Fee	60,223.54
Total COGS		60,223.54
Gross Profit		3,861,868.77
<b>EXPENSE</b>	Advertising	414.19
	Automobile Expense	858.63
	Board Member Expense	16,510.07
	Dues and Subscriptions	18,376.34
	Employee Benefits	178,500.00
	Equipment Rental	16,255.72
	Food Purchase	5,482.03
	Insurance	3,356.67
	Investigations	259,154.15
	Licenses and Permits	930.30
	Low Value Asset Purchase	46,696.14
	Marketing & Redistribution	170.48
	Miscellaneous	49.95
	Office Supplies	10,697.89
	Payroll-Matching	355,919.48
	Payroll-Salaries	1,550,811.57
	Postage and Delivery	609.44
	Printing and Reproduction	15,125.91
	Process Servers	1,110.00
	Professional Fees	32,672.02
	Refunds	1,001.00
	Rent-Building	228,213.20
	Repairs	3,037.11
	Software	66,651.72
	Sponsorship	5,000.00
	Supplies	2,323.27
	Telephone/Communications	50,396.89
	Travel-Staff	9,753.90
	Travel - Other	123.90
	<b>Total Expense</b>	<b>2,880,201.97</b>
Net Income		<b>981,666.80</b>

# Budget

**ARKANSAS STATE BOARD OF NURSING  
CONTINUING EDUCATION FUND  
JULY 1, 2021 – JUNE 30, 2022**

<b>INCOME</b>		
	CE Int Income	6.23
	<b>Total CE Income</b>	6.23
Gross Profit		6.23
	<b>Total Expense</b>	0.00
Net Income		6.23

**ARKANSAS STATE BOARD OF NURSING  
CRIMINAL BACKGROUND CHECK FUND  
JULY 1, 2021 – JUNE 30, 2022**

<b>INCOME</b>		
	CBC Interest Income	21.00
	<b>Total CBC Income</b>	21.00
Gross Profit		21.00
	<b>Total Expense</b>	0.00
Net Income		21.00

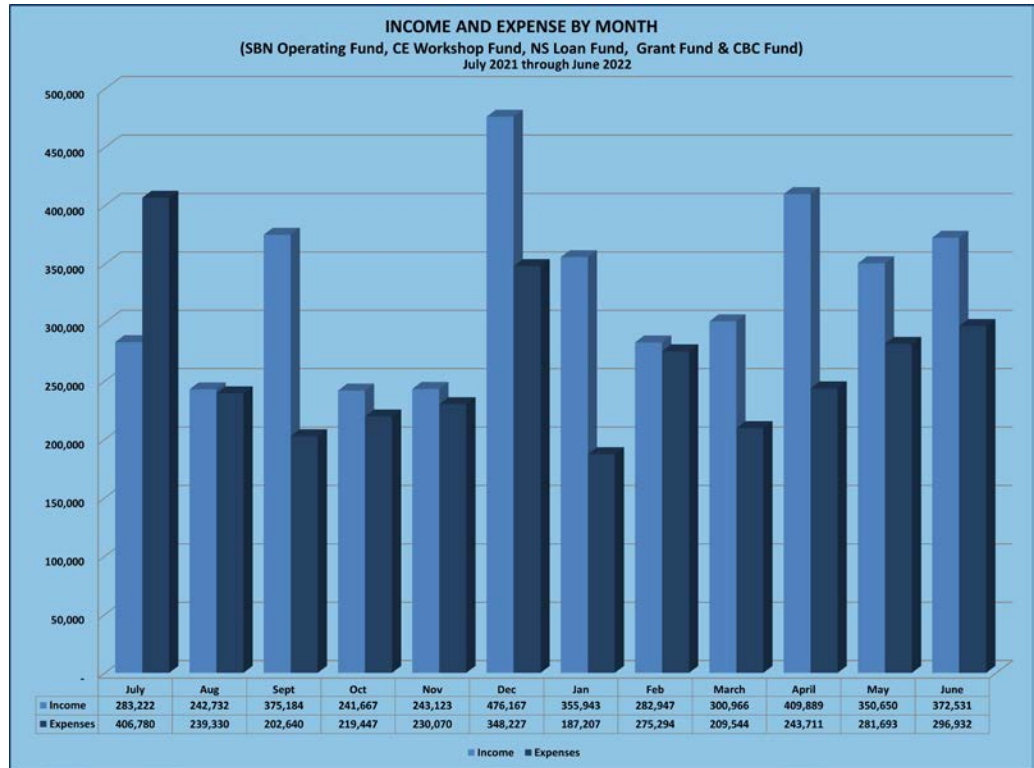
**ARKANSAS STATE BOARD OF NURSING  
NURSING STUDENT LOAN FUND  
JULY 1, 2021 – JUNE 30, 2022**

<b>INCOME</b>		
	Contributions/Donations	5,000.00
	Interest Income on Loans	3,404.24
	Interest Income from NNB0200	1,259.32
	Loan Prin. Repmt	3,236.80
	<b>Total NSL Income</b>	12,900.36
Gross Profit		12,900.36
<b>EXPENSE</b>		
	Nursing Student Loan Payment	58,900.00
	<b>Total Expense</b>	58,900.00
Net Income		-45,999.64

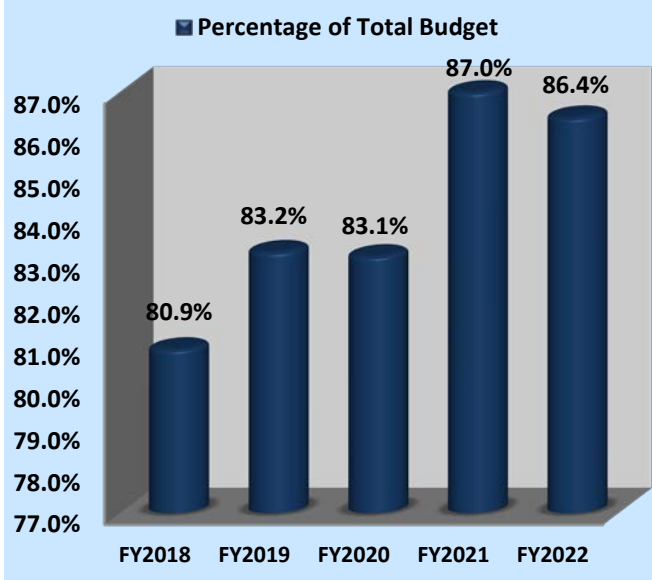
**ARKANSAS STATE BOARD OF NURSING  
GRANT FUND  
JULY 1, 2021 – JUNE 30, 2022**

<b>EXPENSE</b>		
	Grant	141,548.67
	<b>Total Expense</b>	141,548.67
Net Income		-141,548.67

# Budget

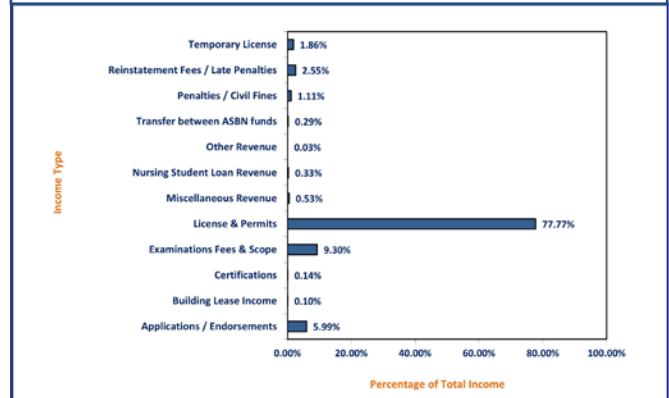


## PERCENTAGE OF THE TOTAL BUDGET SPENT FOR THE YEARS FY2018 FY2022 (GOAL = 90% or above)



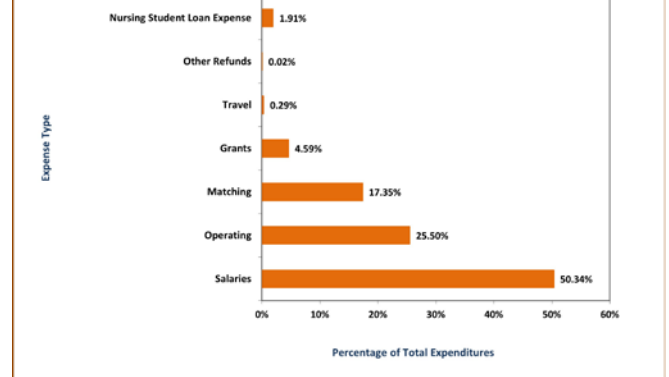
## INCOME GRAPH

July 2021 through June 2022



## EXPENSE GRAPH

July 2021 through June 2022



# Budget

## Fee Chart for FY2022

(as of 6/30/2022)

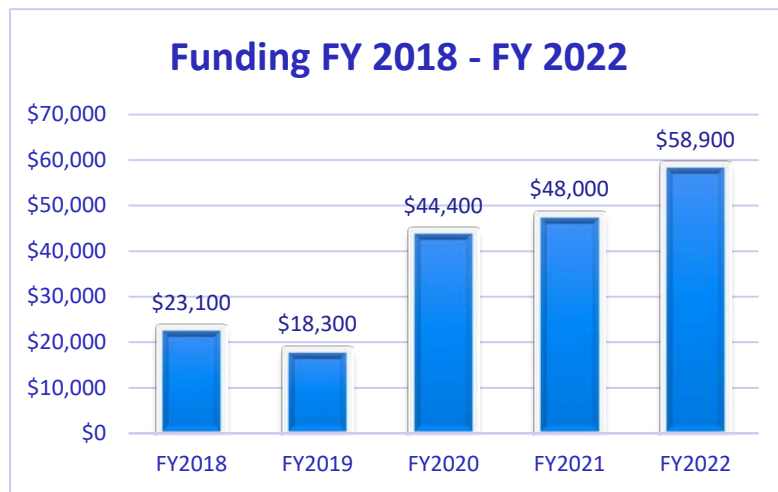
Description	Fees
Licensure by Examination Application – RN & LPN	\$100.00
Medication Assistant – Certified Examination	\$35.00
International Nurse Application	\$200.00
Inactive Licensure Reinstatement ( <i>plus license renewal</i> )	\$10.00
Lapsed Licensure Reinstatement ( <i>late penalty</i> )	\$100.00
Lapsed Certification Reinstatement ( <i>late penalty</i> )	\$50.00
CE Late Fee	Varies
Certification to another state (RN, LPN & LPTN provided for jurisdictions outside the USA) (APRN, RNP & MA-C provided for all jurisdictions)	\$30.00
CRNA Corporation Registration	\$25.00
Licensure by Endorsement Application – LPTN	\$100.00
Licensure by Endorsement Application – APRN, RN & LPN	\$125.00
Medication Assistant – Certified Endorsement	\$65.00
Fines – assessed by ASBN	Varies
Temporary Permit Application	\$30.00
Advanced Practice Application	\$125.00
Prescriptive Authority Application	\$160.00
Certified Copy of Records	\$20.00
Renewal License – RN	\$100.00
Renewal License – LPN & LPTN	\$90.00
Renewal License – RNP (must also hold a valid RN license)	\$40.00
Renewal License – CRNA, CNM, CNP, CNS (must also hold a valid RN license)	\$65.00
Medication Assistant – Certified Renewal	\$40.00
CRNA Corporation Renewal	\$10.00
Continuing Education Workshop Registration	\$45.00
Criminal Records Review – (Pre-Licensure waiver determination)	\$75.00
CE Approval Request	\$10.00
Rosters, RN, LPN, LPTN, RNP, APRN ( <i>ASBN receives \$100.00 / \$100.00 to INA</i> )	\$200.00
Visa Screening	\$30.00

# Faith A. Fields Nursing Scholarship/Loan

The ASBN nursing student loan program was established in 2003 and legislatively revised by Act 9 in 2009. The purpose of the program is to provide funding for individuals attending a nursing program which will lead to licensure as a nurse or provide a higher degree in nursing. The goal is to increase the number of nurses in practice settings and faculty in nursing education programs. Representative Tracy Pennartz, the sponsor of the 2009 legislation supported nursing education and requested emphasis be placed on nurses desiring to teach in an Arkansas nursing education program.

Applicants apply for one of two types of scholarship/loan. Applicants entering a nursing program which leads to initial licensure as a nurse or who desire to remain in the practice setting apply for the Practice Loan. Applicants who are already a nurse and currently teach or plan to teach in a nursing program apply for the Educator Loan. Recipients of either loan type may have their loans converted to scholarships according to the terms of the loan. Recipients of the Practice Loan must practice full-time as a nurse in an Arkansas facility one year for each year of the loan and the Educator Loan recipients must teach full-time in an Arkansas nursing program one year for each year of the loan.

In 2021, the amount appropriated for each fiscal year was increased from \$50,000 to \$100,000. The table below demonstrates the amount disbursed for scholarship awards during the last five years by fiscal year.



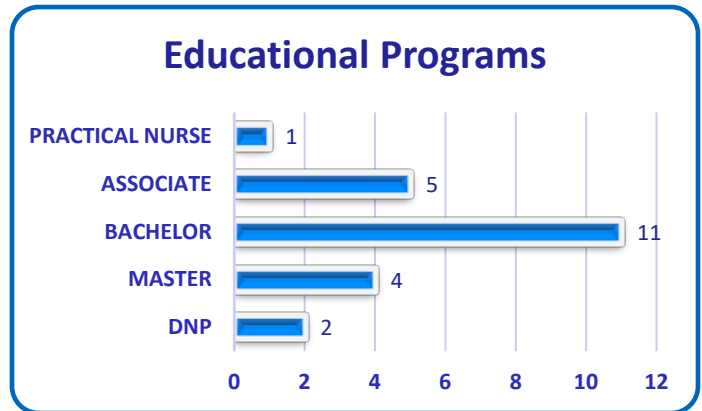
Since 2010, most loans have been made to individuals living in Pulaski County (21%) with Washington County following at 9%. The diagram displays the counties in which recipients from FY2022 reside.



# Faith A. Fields Nursing Scholarship/Loan

## Educational Programs

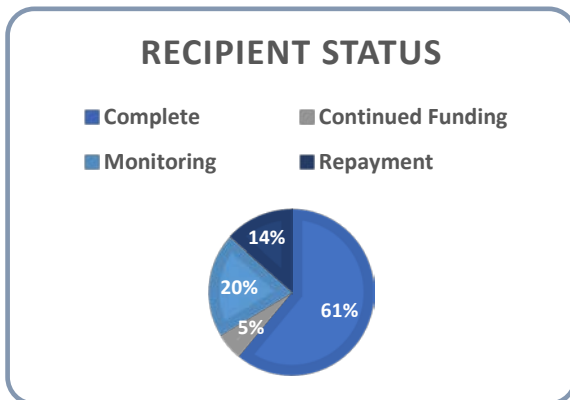
Nursing education programs attended by the twenty-three individual recipients of fiscal year 2022 were from a variety of educational levels. The table to the right indicates the breakdown of nursing educational programs attended by recipients.



## Loan Recipient Status

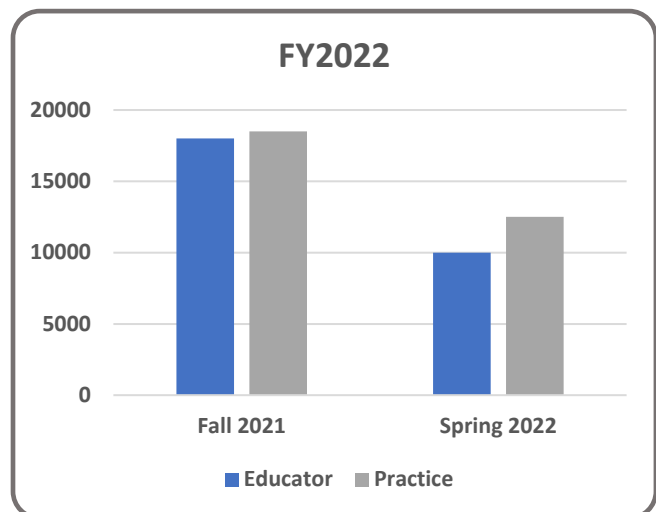
Each recipient has a nine-month grace period following graduation to allow time to secure a nursing position that meets their contract requirements. During this time and while completing their work requirements they are placed in monitoring status.

Since 2010, 172 individuals have received a scholarship/loan from the Faith A. Fields Scholarship. As noted in the table, 105 recipients have completed the terms of their scholarship by practicing/teaching in Arkansas or repaying their scholarship funding. Nine recipients will continue receiving scholarship money for the upcoming fiscal year. Thirty-five recipients are being monitored for compliance with the terms of the loan and 23 are in collections for repayment of the loan due to failure to fulfill the terms of the contract. Loan recipients who fail to complete the nursing program or graduate and do not comply with the terms of the loan (fail to practice or teach in an Arkansas institution) are placed into repayment status.



## Number and Types of Loans

A total of thirty-nine (39) loans were granted during the reporting period totaling \$58,900. For the fall 2021 semester, six (6) educator loans and seventeen (17) practice loans were disbursed. The loans awarded for the following spring semester (2022) consisted of a continued funding of four (4) educator loans and twelve (12) practice loans. The table FY2022 depicts the amount of funding allocated for the two loan types during the fiscal year.



# Discipline

The Arkansas *Nurse Practice Act (NPA)* and its *Rules* provide that the Board may deny, suspend, revoke, limit or otherwise discipline any license or privilege to practice nursing or certificate of prescriptive authority issued by the Board or applied for in accordance with the provisions to discipline a licensee upon proof that the person:

- (1) Is guilty of fraud or deceit in procuring or attempting to procure a license to practice nursing or is engaged in the practice of nursing without a valid license;
- (2) Is guilty of a crime or gross immorality;
- (3) Is unfit or incompetent by reason of negligence, habits, or other causes;
- (4) Is habitually intemperate or is addicted to the use of habit-forming drugs;
- (5) Is mentally incompetent;
- (6) Is guilty of unprofessional conduct;
- (7) Has had a license, privilege to practice, certificate, or registration revoked, suspended, or placed on probation or under disciplinary order in any jurisdiction;
- (8) Has voluntarily surrendered a license, privilege to practice, certification, or registration and has not been reinstated in any jurisdiction; or
- (9) Has willfully or repeatedly violated any of the provisions of any chapter of the Arkansas *NPA*.

An individual is not eligible to receive or hold a license if that individual has pleaded guilty or nolo contendere to or been found guilty of any offense listed in § 17-3-102(a) unless the persons requests and the Board grants a waiver pursuant to in § 17-3-102(b).

Investigations of inquiries and reports are completed by Board staff, legal counsel, contract investigators or other governmental agencies. During its investigations, the staff has continued to emphasize the Board’s commitment to the due process afforded each licensee under the provisions of the *NPA* and the Administrative Procedures Act, as well as the Board’s charge to protect the public.

## BOARD DISCIPLINARY ACTIONS July 1, 2021 – June 30, 2022

ACTION	APPLICANT	PRACTICAL NURSE	REGISTERED NURSE	REGISTERED NURSE PRACTITIONER	CERTIFIED NURSE PRACTITIONER	CERTIFIED NURSE MIDWIFE	CERTIFIED REGISTERED NURSE ANESTHETIST	PRESCRIPTIVE AUTHORITY CERTIFICATE	COMPACT PRIVILEGE TO PRACTICE	TOTAL
Suspension	0	12	19	0	1	0	0	0	1	33
Revocation	0	0	1	0	0	0	0	0	0	1
Probation	0	14	38	0	0	0	0	0	1	53
Letter of Reprimand	0	43	47	0	9	0	1	0	1	101
Voluntary Surrender	0	21	30	0	0	0	2	0	0	53
Cease & Desist	0	0	4	0	0	0	0	0	3	7
<b>TOTAL</b>	<b>0</b>	<b>90</b>	<b>139</b>	<b>0</b>	<b>10</b>	<b>0</b>	<b>3</b>	<b>0</b>	<b>6</b>	<b>248</b>
<b>NONDISCIPLINARY ACTION</b>										
Letter of Warning	2	24	44	0	24	0	0	0	0	94
Reinstatements	0	3	17	0	0	0	0	0	0	20
Probation Removed	0	21	35	0	2	0	0	0	0	58
Nonpayment of Child Support Suspension	0	1	1	0	0	0	0	0	0	2
Imposters Investigated	0	0	1	0	0	0	0	0	0	1
<b>TOTAL</b>	<b>2</b>	<b>49</b>	<b>98</b>	<b>0</b>	<b>26</b>	<b>0</b>	<b>0</b>	<b>0</b>	<b>0</b>	<b>175</b>
<b>FORMAL AND INFORMAL HEARINGS</b>										
Administrative Hearings	2	13	31	0	4	0	1	0	0	51
Consent Agreements	1	11	33	0	0	0	0	0	0	45
<b>TOTAL</b>	<b>3</b>	<b>24</b>	<b>64</b>	<b>0</b>	<b>4</b>	<b>0</b>	<b>1</b>	<b>0</b>	<b>0</b>	<b>96</b>
<b>OVERALL TOTAL</b>	<b>5</b>	<b>163</b>	<b>301</b>	<b>0</b>	<b>40</b>	<b>0</b>	<b>4</b>	<b>0</b>	<b>6</b>	<b>519</b>
<b>TOTAL FINES ASSESSED (July 1, 2021 – June 30, 2022)</b>										<b>\$151,817.50</b>
Assessments from APRNs										\$3,750.00
Assessments from RNs										\$97,904.50
Assessments from LPNs										\$50,163.00
<b>TOTAL FINES COLLECTED (July 1, 2021 – June 30, 2022)</b>										<b>\$42,799.14</b>
CE Late Fees Collected FY22										\$0.00

# Disciplinary Actions by the Board of Nursing

## Complaint received

<b>Reviewed by Board Staff</b>	Request a formal investigation
	Gathers additional information
	Determines no additional information is needed
<b>General Counsel reviews complaints and investigative information</b>	Determines charges of violation of <i>Nurse Practice Act</i>
	Determines whether disciplinary action should be pursued

## If disciplinary action is pursued, this can be accomplished in one of three ways:

<b>Letter of Reprimand</b>	The Board issues a reprimand on the license of the nurse. Licensee may be required to complete stipulations, such as educational courses, to satisfy the terms of the Letter of Reprimand within a certain time frame. Failure to comply may result in suspension until the terms are met.
<b>Consent Agreement</b>	The Board staff determines the violations and proposed stipulations. Board attorney draws up a legally binding agreement. The licensee receives a copy of the agreement, agrees to the terms, including waiving their right to a hearing before the Board, signs the agreement and returns to Board office. (If the licensee declines to sign the agreement, the Disciplinary Hearing process begins.) Board President signs the agreement following a majority approval by the Board.
<b>Disciplinary Hearing</b>	The General Counsel files formal charges. This may be done initially or after the licensee declines a Consent Agreement.  <b>Disciplinary Hearing is held</b> – If the Board finds that the conduct which was charged did not occur or that the conduct which did occur is not a violation of the <i>Nurse Practice Act</i> , the case is dismissed, and no further action is taken. <p style="text-align: center;"><i>OR</i></p> If the Board finds the nurse violated the <i>Nurse Practice Act</i> : <b>Disciplinary Order</b> – The Board issues an Order setting forth the discipline. This Order becomes effective the day it is signed.  <b>Appeal</b> – The licensee may appeal this decision to the circuit court of the county in which he/she resides or the Circuit Court of Pulaski County, AR.

# Alternative to Discipline

ArNAP is a non-public, abstinence-based, non-disciplinary monitoring program that was legislatively created in 2017 to help licensed nurses and applicants for licensure, who have a drug or alcohol abuse problem, or addiction.

The mission of ArNAP is to protect the public by providing education, consultation, referral, monitoring, and support for participants licensed by the Board of Nursing with conduct related to substance abuse and use. The program is administered by the Arkansas State Board of Nursing and is available to individuals who meet the program criteria.

In order to participate in ArNAP, a nurse must meet the following criteria:

- Hold an Arkansas nursing license or be eligible for licensure;
- Otherwise be eligible for continued licensure under the Arkansas *Nurse Practice Act*;
- Acknowledge a drug or alcohol abuse problem or addiction; and
- Voluntarily request participation in ArNAP.

Licenses or applicants for licensure will be denied participation in ArNAP if they do not meet the eligibility requirements, or if any of the following is applicable<sup>1</sup>:

- Diverted controlled substances for reasons other than self-administration;
- Engaged in behaviors resulting in patient harm;
- Have prior discipline by any board of nursing for substance abuse or diversion; or
- Demonstrated unsuccessful participation resulting in termination from ArNAP or another similar program offered in another jurisdiction.

## Process for Entering ArNAP

1. A complaint or referral is sent to the Board.
2. The complaint or referral is reviewed to determine if the nurse is eligible for ArNAP.
3. If the nurse is eligible for ArNAP and requests to participate in ArNAP, the nurse is required to sign an Agreement.
4. The Agreement addresses several initial items, such as acknowledging the drug or alcohol abuse problem or addiction, placing current nursing licensure on inactive status, obtaining an evaluation from a Board-approved evaluator for an addiction evaluation, and agreeing to comply with all treatment recommendations.
5. Once an ArNAP staff member has reviewed the nurse's evaluation report, a detailed contract is presented to the nurse. The ArNAP Contract contains all of the terms and conditions that the nurse must comply with while enrolled in ArNAP, which may include, but is not limited to the following: daily check-in with a drug screening monitoring company for random drug screens; therapy/counseling; support group meetings (such as 12-step); abstinence from drugs, alcohol, and abuse potential medications; employment restrictions; and submission of required reports (i.e. self, aftercare, treatment provider, and employment).
6. The term of ArNAP varies from one (1) to five (5) years depending upon the complaint or referral, and the diagnosis. A disciplinary flag will not be placed on the nurse's license if the nurse successfully completes ArNAP.

# Alternative to Discipline

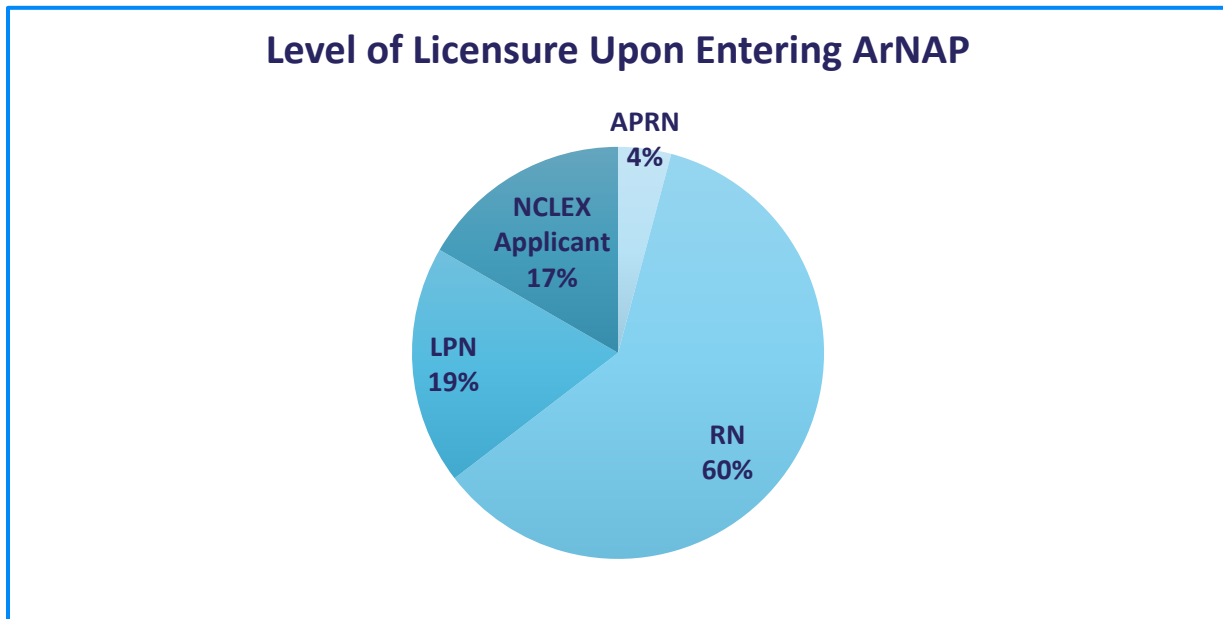
## ArNAP Statistics for July 1, 2021 through June 30, 2022

One hundred twelve (112) individuals were screened for eligibility for ArNAP during the reporting period and forty-eight (48) nurses entered ArNAP in lieu of disciplinary action. One applicant for licensure was ordered into ArNAP through a Board hearing. At the end of the reporting period, eighty-two (82) nurses were currently being monitored in the ArNAP program.

Thirty (30) nurses have completed ArNAP successfully during this reporting period, meeting all their monitoring requirements. The program success rate at the end of fiscal year 2022 is 81 percent.

Nurses who fail to meet their monitoring requirements are discharged from ArNAP and referred to the Board for disciplinary action. During the reporting period, thirteen (13) nurses were discharged for failing to meet the requirements of ArNAP. Ten (10) of the nurses chose to voluntarily surrender their license and three (3) nurses chose to enter Consent Agreements (probation).

The graph below identifies the highest level of licensure of individuals who entered ArNAP during the reporting period.



# Licensure

The *Nurse Practice Act* requires that any person practicing as a(n)

- Registered Nurse
- Advanced Practice Registered Nurse
- Registered Nurse Practitioner
- Practical Nurse, or
- Psychiatric Technician Nurse

in this state shall be licensed by the Arkansas State Board of Nursing. Legislation enacted in 1979 authorized the licensing of registered nurse practitioners. Act 409 of 1995 created advanced practice registered nurse licensure. This licensure includes the previous categories of certified registered nurse anesthetist and certified nurse midwives and adds licensure of certified nurse practitioners (previously known as advanced nurse practitioners) and clinical nurse specialists. Appendix B gives totals of nurses licensed in Arkansas by licensure category and county of residence. The information is derived from questions that are completed on the licensure renewal forms. Incomplete data indicates that the licensee did not provide that information.

# Advanced Practice

The table below lists the number of Advanced Practice Registered Nurses granted initial licensure in Arkansas during the reporting period:

Advanced Practice Registered Nurses Licensure July 1, 2021 – June 30, 2022			
	Endorsement	Exam	TOTAL
Certified Nurse Practitioners	364	296	662
Certified Registered Nurse Anesthetists	48	26	74
Certified Nurse Midwives	2	1	3
Clinical Nurse Specialists	0	0	0
<b>TOTAL</b>	414	323	739

# Advanced Practice Prescriptive Authority

Act 409 of 1995 gave the Board authority to grant certificates of prescriptive authority to qualified advanced practice registered nurses. Advanced practice licensure applicant types and numbers of licensees granted a certificate of prescriptive authority during the reporting period are identified below:

Advanced Practice Registered Nurses Granted Prescriptive Authority July 1, 2021 – June 30, 2022	
Prescriptive Authority	496
<b>TOTAL</b>	496

## Licensure by Examination

Licensure examinations for registered nurse and practical nurse candidates are administered via computerized adaptive testing. State boards of nursing contract with the National Council of State Boards of Nursing (NCSBN) for these examinations. In Arkansas, tests are administered by technology centers located in Little Rock, Fort Smith, Rogers and Texarkana. A candidate may test at any center nationwide or internationally for licensure by the Board that provided the authorization to test.

The licensure examinations have one purpose: to test knowledge, skills and abilities essential to the safe and effective practice of nursing at the entry level. The use of national RN and PN examinations facilitates licensure by endorsement from one jurisdiction to another. The passing standard is set by a panel of practicing nurses who are knowledgeable of entry-level nursing practice. Membership on the panel is open to all NCSBN jurisdictions. Examination results are reported to boards of nursing and to the candidates as either “pass “or “fail”. Unsuccessful candidates are provided with a performance report that gives information on areas for remedial study.

The Board participates in the test development system administered by the testing service of the NCSBN. The Arkansas Board approves practicing nurses to participate in RN and PN item writing, item review and standard-setting panel. Temporary permits may be issued to Arkansas graduates of a nursing program. This permit allows a nurse to practice between graduation and receipt of results of the first examination for which the licensee is eligible.

Licensure by Examination July 1, 2021 – June 30, 2022			
Registered Nurses	1,831	Practical Nurses	832
			<b>TOTAL</b> 2,663

## Licensure by Endorsement

Pursuant to the *Arkansas Nurse Practice Act (NPA)*, the Board may issue a license to practice nursing by endorsement to an applicant who is duly licensed as a nurse under the laws of another state, territory, or foreign country if the applicant meets Board qualifications. Applicants for endorsement must have successfully completed a nursing education program, the appropriate licensure examination and must be verified by the jurisdiction of original licensure. An amendment to the *NPA* enacted by the 1980 Special Session of the Legislature, provided for issuing temporary permits to qualified endorsement applicants holding current licensure in other states.

Licensure by Endorsement July 1, 2021 – June 30, 2022			
Registered Nurses	1,050	Practical Nurses	116
Licensed Psychiatric Technician Nurses	3	<b>TOTAL</b> 1,169	

## Temporary Permits

Temporary Permits Issued July 1, 2021 – June 30, 2022			
Registered Nurse Exam	999	Registered Nurse Endorsement	483
Practical Nurse Exam	649	Practical Nurse Endorsement	43
			<b>TOTAL</b> 2,174



## License Renewal

The *Nurse Practice Act* requires biennial license renewal for practicing nurses. Renewal reminders are mailed at least sixty days before the license expiration date. Nurses who allow their licenses to lapse and who have not practiced nursing during the preceding licensure period may be reinstated upon request, payment of the renewal fee and late penalty, and after meeting the continuing education requirements. Nurses who do not renew are in good standing as long as they do not practice nursing in Arkansas. Legislation to require continuing education prior to license renewal was passed in the 2001 Legislative session. Approved renewals based on application submission is reflected in table.

License Renewals July 1, 2021 – June 30, 2022			
Advanced Practice Registered Nurse	2,648	*Advanced Practice Registered Nurse	130
Licensed Practical Nurse	6,185	*Licensed Practical Nurse	340
Licensed Psychiatric Technician Nurse	25	*Licensed Psychiatric Technician Nurse	0
Registered Nurse	20,996	*Registered Nurse	508
Registered Nurse Practitioner	158	*Registered Nurse Practitioner	5
	<b>TOTAL</b>		<b>30,995</b>

\*Post-expiration – licensees renewing after the expiration date

## Retired Licenses

Any licensee who desires to retire from the practice of nursing for any length of time in this state and submits an electronic application will have their current license placed on Inactive Retired status. While retired, the licensee shall not practice nursing. However, the nurse may use respective credentials. When the licensee desires to resume practice, he or she shall submit a renewal application, which shall be completed and submitted with a reinstatement fee and the current renewal fee. The number of current retired licenses issued during the reporting period is 140.

## Military Expedited Licenses

The Arkansas State Board of Nursing (ASBN) is committed to honoring the service of active and reserve uniformed service members, uniformed service veterans and their families.

As mandated by Act 820 of the 2019 Arkansas legislative session, the ASBN has adopted rules to assist active and reserve uniformed service members, uniformed service veterans, and their spouses in obtaining nursing licensure. ASBN provides an opportunity for expedited temporary permit licensure and preferential processing during the issuance of a permanent license once receipt of all required documents. The number of Military Expedited Licenses for Fiscal Year 2022 is listed below.

**Number of Military Expedited Licenses – FY22**

Active-Duty Military Members	204
Active-Duty Military Spouses	380
Veteran	413
Veteran Spouses	395
<b>TOTAL</b>	<b>1,392</b>

## Criminal Background Checks

Federal and Arkansas criminal background checks are required of all individuals applying for an initial license in Arkansas. During the 2021-2022 fiscal year, 5,889 Arkansas criminal background checks and 5,889 federal criminal background checks were conducted. There were 143 investigations completed on applicants with a positive criminal background check.

## Education

The Arkansas State Board of Nursing staff conducts presentations, continuing education workshops, and online courses on a regular basis throughout the state as included in the Continuing Education Presentations table below. Additionally, continuing education courses were developed and are offered on a continuous basis thus expanding our online presence. Online course offerings have the advantage of reaching a larger audience. The Online Course Offering table reflects courses that are available and the number of times each course was taken in the respective fiscal year.

CONTINUING EDUCATION PRESENTATIONS					
July 1, 2021 – June 30, 2022					
DATE	TITLE	CITY	NURSES	STUDENTS	OTHER HEALTHCARE
August 10, 2021	Nursing Education Program State of Emergency Update	Little Rock (Virtual)	85	0	0
August 11, 2021	Nursing Education Program State of Emergency Update	Little Rock (Virtual)	46+	0	0
September 30, 2021	ASBN: Our Role in the Fight Against Elder Abuse and Neglect	Webex	Unknown	85	0
October 19, 2021	Advanced Practice Nursing in Arkansas	Little Rock (Virtual)	15	0	0
October 22, 2021	New Graduate NP: Entry into Practice, Arkansas Nurse Practitioner's Association Conference	Hot Springs	10	2	0
October 23, 2021	Update for APRNs and Opioid Crisis in Arkansas, Arkansas Nurse Practitioner's Association Conference	Hot Springs	100	0	0
December 6, 2021	Ten Things I Wish I Knew as a New Nurse	Little Rock (UALR)	5	50	0
December 15, 2021	ASBN Update	Little Rock	25	0	0
January 14, 2022	Updates for APRNs	Little Rock (Virtual)	28	0	0
February 7, 2022	Advanced Practice Nursing in Arkansas	Jonesboro (Virtual)	25	0	0
March 29, 2022	Advanced Practice Nursing in Arkansas	Little Rock	20	0	0
April 1, 2022	Updates for APRNs	Little Rock	100	0	0
April 22, 2022	APRN Licensing in Arkansas	Fayetteville (Virtual)	0	25	0
<b>TOTAL</b>			<b>459</b>	<b>162</b>	<b>0</b>
CONTINUING ONLINE COURSE OFFERINGS					
July 1, 2021 – June 30, 2022					
Continuous	Advanced Practice Nursing in Arkansas		NA	1,204	NA
Continuous	Prescription Drug Abuse and Misuse		NA	737	NA
Continuous	Role of Medication Assistant – Certified		NA	NA	3
Continuous	MA-C Scope of Practice		NA	NA	3
Continuous	Geriatric Specific Issue & Medication Administration		NA	NA	4
Continuous	Avoiding Medication Errors		NA	NA	4
<b>TOTAL</b>			<b>NA</b>	<b>1,941</b>	<b>14</b>

# Education Programs

The Arkansas State Board of Nursing has statutory authority to oversee nursing educational program compliance with mandated regulations and educational standards as established by the Arkansas legislature. A nursing program that is approved initially progresses through a three-tiered process of approval that includes Prerequisite Approval, Initial Approval and Full Approval.

A nursing program that is approved continues to be reviewed for continued compliance with the educational standards as delineated in the *Rules*. The staff periodically conducts a program review to verify compliance. A new program has an onsite survey three years after initial full approval. Established programs have an onsite survey every five years, or if they have continued accreditation status from a national accreditation organization and maintain a National Council Licensure Examination (NCLEX®) passage rate of 75 percent or higher they are allowed to submit a paper survey to ASBN versus an onsite review. There are two approval designations for established programs that prepare graduates for licensure that include Continued Full Approval and Conditional Approval.

### Education Surveys Conducted July 1, 2021 – June 30, 2022

Paper Submission	6	Site Visit	8
<b>TOTAL</b>			14

### Approved Education Programs July 1, 2021 – June 30, 2022

<i>Master’s Entry into Professional Nursing</i>	1
<i>Baccalaureate Degree</i>	13
<i>Associate Degree</i>	25
<i>Practical Nurse</i>	26
<i>Medication Assistants</i>	8
<b>TOTAL</b>	<b>73</b>

### Program Approval Status July 1, 2021 – June 30, 2022

	Prerequisite Approval	Initial Approval	Full Approval	Conditional Approval
Associate Degree	3	1	18	3
Baccalaureate Degree	0	1	12	0
Master’s Entry into Professional Nursing	0	1	0	0
Practical Nursing	0	0	26	0
<b>TOTAL</b>	<b>3</b>	<b>3</b>	<b>56</b>	<b>3</b>

# Approved Nursing Programs

## Associate Degree – Preparing for Registered Nurse Licensure

Arkansas Northeastern College – Blytheville, 2501 Division St., P. O. Box 1109, Blytheville, AR 72316  
Phone: 870.780.1223; Fax: 870.762.3376

Arkansas Rural Nursing Education Consortium (ARNEC), 1558 US Hwy 371, Nashville, AR 71852 Phone: 870.368.2076  
ASU, Newport - Phone: 870.512.7833; Fax: 870.512.7715

Black River Technical College, Pocahontas - Phone: 870.248.8000 x 4174; Fax: 870.248.4100

Ozarka College, Melbourne - Phone: 870.368.2081z; Fax: 870.368.2075

Southark Community College, El Dorado - Phone: 870.864.7136; Fax: 870.864.7104

U of A Community College, Hope - Phone: 870.722.8505; Fax: 870.722.8511

U of A Community College, Morrilton - Phone: 501.977.2002; Fax: 501.977.2049

U of A Cossatot Community College, DeQueen - Phone: 870.584.1147; Fax: 870.642.8212

U of A Rich Mountain, Mena - Phone: 479.394.7622; Fax: 479.394.2828

Arkansas State University, P.O. Box 910, State University, AR 72467  
Phone: 870.972.3074; Fax: 870.972.2954

Arkansas State University - Beebe, P. O. Box 909, Searcy, AR 72145  
Phone: 501.207.6215; Fax: 501.207.6263

Arkansas State University - Mountain Home, 1600 S. College, Mountain Home, AR 72653  
Phone: 870.508.6154; Fax: 870.508.6154

Arkansas State University - Newport, 7648 Victory Boulevard, Newport, AR 72112  
Phone: 870.512.7833; Fax: 870.512.7715

Arkansas State University Three Rivers, One College Circle, Malvern, AR 72104  
Phone: 501.332.0303; Fax: 501.467.3680

Arkansas Tech University - Ozark, 1700 Helberg Ln., Ozark, AR 72949  
Phone: 479.508.8500 x6352;

Baptist Health College, 11900 Colonel Glenn Rd., Suite 1000, Little Rock, AR 72210-2820  
Phone: 501.202-7937; Fax: 501.202.6015

Black River Technical College, 1410 Hwy. 304 East, P. O. Box 468, Pocahontas, AR 72385  
Phone: 870.248.4000; Fax: 870.248.4100

East Arkansas Community College, 1700 New Castle Road, Forrest City, AR 72335  
Phone: 870.633.4480 x268; Fax: 870.633.7222

JRMC School of Nursing, 1600 West 40th Avenue, Pine Bluff, AR 71603  
Phone: 870.541.7164; Fax: 870.541.7807

National Park College, 101 College Drive, Hot Springs, AR 71913  
Phone: 501.760.4352; Fax: 501.760.4183

North Arkansas College, 1515 Pioneer Ridge, Harrison, AR 72601  
Phone: 870.391.3535; Fax: 870.391.3354

Northwest Arkansas Community College, One College Drive, Bentonville, AR 72712  
Phone: 479.619.4256; Fax: 479.619.4254

Phillips Community College of the University of Arkansas, P.O. Box 785, Helena-West Helena, AR 72342  
Phone: 870.338.6474 x 1371; Fax: 870.338.7901

Southeast Arkansas College, 1900 Hazel St., Pine Bluff, AR 71603  
Phone: 870.850.4917; Fax: 870.850.4917

Southern Arkansas University Tech, P. O. Box 3499, Camden, AR 71711  
Phone: 870.874.5474; Fax: 870.874.4474

University of Arkansas Community College at Batesville, P. O. Box 3350, Batesville, AR 72503  
Phone: 870.612.2070; Fax: 870.612.2059

University of Arkansas Community College at Morrilton, 1537 University Blvd., Morrilton, AR 72110  
Phone: 501.977.2050; Fax: 501.977.2049

University of Arkansas Little Rock, 2801 So. University, Little Rock, AR 72204  
Phone: 501.569.8092; Fax: 501.371-7546

University of Arkansas Monticello, P. O. Box 3606, Monticello, AR 71656-3606  
Phone: 870.460.1069; Fax: 870.460.1969

# Approved Nursing Programs

## Baccalaureate Degree – Preparing for Registered Nurse Licensure

Arkansas State University, P.O. Box 910, State University, AR 72467

Phone: 870.680.8201; Fax: 870.972.2954

Arkansas Tech University, Dean Hall, Russellville, AR 72801

Phone: 479.968.0383; Fax: 479.968.0219

Harding University, Box 12265, Searcy, AR 72149

Phone: 501.279.4476; Fax: 501.279.4669

Henderson State University, HSU Box 7803, Arkadelphia, AR 71999

Phone: 870.230.5015; Fax: 870.230-5390

John Brown University, 2000 West University Street, Siloam Springs, AR 72761

Phone: 479.524.1646; Fax: 479.524.7441

Ouachita Baptist University, OBU Box 3700, Arkadelphia, AR 71998

Phone: 870.245.5384

Southern Arkansas University, 100 E. University MSC9406, Magnolia, AR 71754

Phone: 870.235.4331; Fax: 870.235.5058

University of Arkansas, Eleanor Mann School of Nursing, 606 N. Razorback Rd, Fayetteville, AR 72701

Phone: 479.575.4280; Fax: 479.575.3218

University of Arkansas Fort Smith, Carolyn McKelvey Moore School of Nursing, P. O. Box 3649, Fort Smith, AR 72913

Phone: 479.788.7840; Fax: 479.424.6856

University of Arkansas Monticello, P. O. Box 3606, Monticello, AR 71656-3606

Phone: 870.460.1069; Fax: 870.460.1969

University of Arkansas for Medical Sciences, College of Nursing, 4301 W. Markham, Slot 529, Little Rock, AR 72205

Phone: 501.686.8493; Fax: 501.686.7998

University of Arkansas Pine Bluff, 1200 University Dr., #4973, Pine Bluff, AR 71601

Phone: 870.575.7076; Fax: 870.575.8229

University of Central Arkansas, 201 Donaghey Avenue, Conway, AR 72035

Phone: 501.450.5531; Fax: 501.450.5560

## Master's Entry into Professional Nursing – Preparing for Registered Nurse Licensure

Harding University, Box 12265, Searcy, AR 72149

Phone: 501.279.4476; Fax: 501.279.4669

# Approved Nursing Programs

## Preparing for Practical Nurse Licensure

Arkansas Northeastern College – Blytheville, Practical Nurse Program, P. O. Box 1109, Blytheville, AR 72316  
Phone: 870.780.1225; Fax: 870.762.3376

Arkansas State University – Beebe, Practical Nurse Program, P. O. Box 909, Searcy, AR 72145  
Phone: 501.207.6255; Fax: 501.207.6263

Arkansas State University – Mt. Home, Practical Nurse Program, 1600 So. College, Mt. Home, AR 72653  
Phone: 870.508.6154; Fax: 870.508.6154

Arkansas State University – Newport, Practical Nurse Program, 7648 Victory Boulevard, Newport, AR 72112  
Phone: 870.512.7833; Fax: 870.512.7715

Arkansas State University Three Rivers, Practical Nurse Program, #1 College Circle, Malvern, AR 72104  
Phone: 501.332.0303; Fax: 501.467.3680

Arkansas Tech University - Ozark, 1700 Helberg Lane, Ozark, AR 72949  
Phone: 479.508.8500 x 6201; Fax: 479.667.0198

Baptist Health College, 11900 Colonel Glenn Road, Little Rock, AR 72210  
Phone: 501.202.7966; Fax: 501.202.6015

Black River Technical College, Practical Nurse Program, P. O. Box 468, Pocahtontas, AR 72455  
Phone: 870.248.4000 x 4174; Fax: 870.248.4100

East Arkansas Community College, Practical Nurse Program, P. O. Box 925, Forrest City, AR 72335  
Phone: 870.633.5411; Fax: 870.633.9328

National Park College, Practical Nurse Program, 101 College Drive, Hot Springs, AR 71913  
Phone: 501.760.4352; Fax: 501.760.4183

North Arkansas College, Practical Nurse Program, 1515 Pioneer Ridge Drive, Harrison, AR 72601  
Phone: 870.391.3369; Fax: 870.391.3000

Northwest Technical Institute, Practical Nurse Program, 709 South Old Missouri Rd., Springdale, AR 72764  
Phone: 479.751.8824 x 123; Fax: 479.751.7750

Ozarka College, Practical Nurse Program, P. O. Box 10, Melbourne, AR 72556  
Phone: 870.368.2081; Fax: 870.368.2075

Phillips Community College of the University of Arkansas, Practical Nurse Program, 1210 Ricebelt Ave., DeWitt, AR 72042  
Phone: 870.946.3506 x 1612; Fax: 870.946.2644

South Arkansas Community College, The Betty Owen School of Practical Nursing, P. O. Box 7010, El Dorado, AR 71731  
Phone: 870.864.7136; Fax: 870.864.7104

Southeast Arkansas College, Practical Nurse Program, 1900 Hazel Street, Pine Bluff, AR 7160  
Phone: 870.850.4917; Fax: 870.850.4917

Southern Arkansas University Tech, Practical Nurse Program, P. O. Box 3499, Camden, AR 71711  
Phone: 870.574.4475; Fax: 870.574.4474

University of Arkansas Community College at Batesville, Practical Nurse Program, P. O. Box 3350, Batesville, AR 72503  
Phone: 870.612.2070; Fax:

University of Arkansas Community College at Hope - Texarkana, Practical Nurse Program, 2500 S. Main,  
P.O. Box 140, Hope, AR 71801 Phone: 870.722.8505; Fax: 870.722.8511

University of Arkansas Community College at Morrilton, Practical Nurse Program, 1537 University Blvd., Morrilton, AR 72110  
Phone: 501.977.2152; Fax: 501.977.2049

University of Arkansas at Fort Smith, Practical Nurse Program, P. O. Box 3649, Fort Smith, AR 72913  
Phone: 479.788.7840; Fax: 479.424.6856

U of A Monticello College of Technology – Crossett, Practical Nurse Program, 1326 Hwy. 52W, Crossett, AR 71635  
Phone: 870.460.2025; Fax: 870.364.5717

U of A Monticello College of Technology – McGehee, Practical Nurse Program, P. O. Box 747, McGehee, AR 71654  
Phone: 870.222.5360; Fax: 870.522.9906

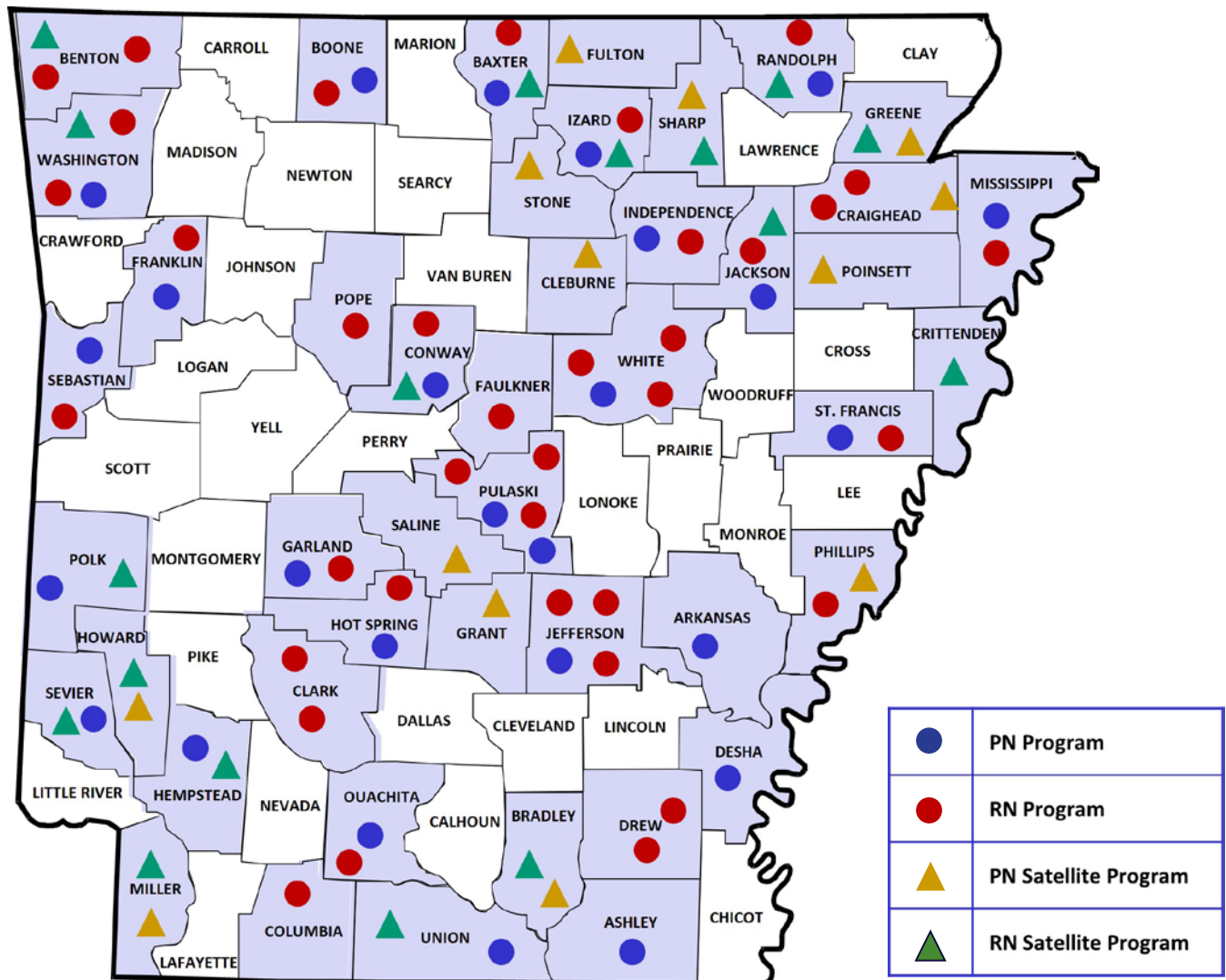
# Approved Nursing Programs

## Preparing for Practical Nurse Licensure

University of Arkansas Cossatot, Practical Nurse Program, P. O. Box 960, DeQueen, AR 71832  
 Phone: 870.584.1147; Fax: 870.642.8212

University of Arkansas Pulaski Technical College, Practical Nurse Program, 3000 West Scenic Drive, North Little Rock, AR 72118  
 Phone: 501.812.2286; Fax: 501.812.2391

University of Arkansas Rich Mountain, Practical Nurse Program, 1100 College Drive, Mena, AR 7195  
 Phone: 479.394.7622 x 1366; Fax: 479.394.2828





# Education Program Enrollment

Enrollment in nursing education programs is reported to the Board in a report submitted by program directors annually in January. The enrollment data submitted and reported is for the previous academic year (2020-2021). Enrollment figures are inclusive of only students enrolled in nursing courses that lead to a certificate or degree.

## ENROLLMENT IN PRACTICAL NURSE PROGRAMS

Name of Program	Enrollment	Maximum Capacity Set	Number for Maximum Capacity	Initially Enrolled in Last Graduating Cohort	Graduated in Last Cohort
Arkansas Northeastern College – Blytheville PN	19	Yes	24	17	13
Arkansas State University – Beebe PN	46	Yes	50	24	12
Arkansas State University – Mountain Home PN	31	Yes	42	12	10
Arkansas State University – Newport PN	110	Yes	120	72	61
Arkansas State University – Three Rivers PN	89	Yes	100	45	32
Arkansas Tech University – Ozark PN	60	No	*	22	19
Baptist Health College – Little Rock PN	100	Yes	64	62	41
Black River Technical College – PN	23	Yes	28	23	22
East Arkansas Community College – PN	20	Yes	25	20	18
National Park College – PN	40	Yes	50	53	27
North Arkansas College – PN	39	Yes	51	23	12
Northwest Technical Institute – PN	79	Yes	100	51	37
Ozarka College – PN	97	Yes	160	40	24
Phillips Community College of the University of Arkansas (DeWitt) – PN	22	Yes	32	32	13
South Arkansas Community College – PN	51	Yes	90	50	31
Southeast Arkansas College – PN	7	Yes	40	6	2
Southern Arkansas University Technical – PN	40	Yes	40	40	27
UA Cossatot – PN	27	Yes	45	31	24
University of Arkansas at Monticello College of Technology McGehee – PN	13	Yes	40	11	3
University of Arkansas at Monticello College of Technology Crossett – PN	11	Yes	20	11	9
University of Arkansas Community College – Batesville PN	30	Yes	30	29	14
University of Arkansas Community College – Hope – Texarkana PN	47	Yes	58	18	14
University of Arkansas Community College – Morrilton PN	48	Yes	72	24	23
University of Arkansas/Western Arkansas PN Program	13	Yes	16	15	12
University of Arkansas Pulaski Technical College – PN	93	Yes	100	78	31
University of Arkansas Rich Mountain – PN	25	Yes	30	25	21
<b>TOTAL</b>	<b>1,180</b>		<b>*1,427</b>	<b>834</b>	<b>552</b>

\*all programs did not report maximum capacity

# Education Program Enrollment

ENROLLMENT IN ASSOCIATE DEGREE NURSE PROGRAMS					
Name of Program	Enrollment	Maximum Capacity Set	Number for Maximum Capacity	Initially Enrolled in Last Graduating Cohort	Graduated in Last Cohort
Arkansas Northeastern College – Blytheville ADN	57	No	*	48	24
Arkansas Rural Nursing Education Consortium – ADN	275	Yes	336	322	274
Arkansas State University – ADN	170	No	*	76	59
Arkansas State University – Beebe – ADN	5	Yes	20	6	5
Arkansas State University – Mountain Home - ADN	36	Yes	48	21	19
Arkansas State University – Three Rivers – ADN	85	Yes	100	48	29
Arkansas State University – Newport - ADN	71	Yes	72	24	21
Arkansas Tech University – Ozark – ADN	25	Yes	25	24	22
Baptist Health College – Little Rock – ADN	432	Yes	500	212	159
Black River Technical College – ADN	73	Yes	96	31	22
East Arkansas Community College – ADN	42	No	*	31	20
JRMC School of Nursing – ADN	102	Yes	105	23	17
National Park College – ADN	143	No	*	85	47
North Arkansas College – ADN	95	Yes	110	25	18
Northwest Arkansas Community College – ADN	120	Yes	160	34	25
Phillips Community College of the Univ. of Arkansas – ADN	58	Yes	64	31	11
Southeast Arkansas College – ADN	35	Yes	22	9	8
Southern Arkansas University Technical – ADN	20	Yes	25	18	18
University of Arkansas Community College – Batesville – ADN	80	Yes	120	80	64
University of Arkansas – Little Rock – ADN	452	Yes	600	342	184
University of Arkansas – Monticello – ADN	11	Yes	16	6	5
<b>TOTAL</b>	<b>2,387</b>		<b>*2,419</b>	<b>1,496</b>	<b>1,051</b>
ENROLLMENT IN BACHELOR OF SCIENCE IN NURSING PROGRAMS					
Arkansas State University – BS	310	Yes	353	133	96
Arkansas Tech University – BS	167	Yes	190	34	30
Harding University – BS	97	Yes	128	24	23
Henderson State University – BS	63	Yes	64	30	24
John Brown University – BS	48	Yes	80	29	22
Southern Arkansas University – BS	76	Yes	64	20	14
University of Arkansas – Fayetteville – BS	921	Yes	900	187	148
University of Arkansas for Medical Sciences – BS	218	Yes	260	111	97
University of Arkansas – Fort Smith – BS	241	Yes	316	57	32
University of Arkansas – Monticello – BS	43	Yes	64	30	17
University of Arkansas – Pine Bluff – BS	41	Yes	50	14	13
University of Central Arkansas - BS	204	Yes	200	129	100
<b>TOTAL</b>	<b>2,429</b>		<b>2,669</b>	<b>798</b>	<b>616</b>
ENROLLMENT IN MASTER’S ENTRY INTO PROFESSIONAL NURSING PROGRAMS					
Harding University Carr College of Nursing	<b>TOTAL</b>	<b>26</b>	<b>Yes</b>	<b>32</b>	<b>0</b>
				<b>0</b>	<b>0</b>

\*all programs did not report maximum capacity

# Licensing Examination Data

The licensure examinations for registered and practical nurses are administered via computerized adaptive testing (CAT). The performance, by program, for first time candidates taking the National Council Licensure Examination for Registered Nurses (NCLEX-RN®), regardless of where the examination was taken during the reporting period is shown in the following table.

## NCLEX-RN® PERFORMANCE BY PROGRAM

July 1, 2021 – June 30, 2022

Program	Number Taking	Number Passing	Percent Passing
Arkansas Northeastern College – Blytheville – ADN	19	19	100
Rural Nursing Education Consortium (ARNEC) – ADN	279	211	75.6
Arkansas State University – ADN	79	38	48.1
Arkansas State University – BSN	101	94	93.0
Arkansas State University – Beebe - ADN	5	5	100
Arkansas State University – Mountain Home – ADN	31	18	58.0
Arkansas State University – Newport – ADN	32	16	50.0
Arkansas State University – Three Rivers – ADN	49	42	85.7
Arkansas Tech University – Ozark – ADN	22	19	86.3
Arkansas Tech University – Russellville – BSN	70	64	91.4
Baptist Health College – ADN	215	159	73.9
Black River Technical College – Pocahontas – ADN	40	36	90.0
East Arkansas Community College – ADN	15	9	60.0
Harding University – BSN	50	47	94.0
Henderson State University – BSN	29	23	79.3
John Brown University – BSN	21	19	90.4
JRMC School of Nursing - ADN	40	33	82.5
National Park College – ADN	40	38	95.0
North Arkansas College – ADN	50	40	80.0
Northwest Arkansas Community College – ADN	46	42	91.3
Phillips Community College of the University of Arkansas – ADN	11	8	72.7
Southeast Arkansas College – ADN	20	9	45.0
Southern Arkansas University – BSN	31	31	100
Southern Arkansas University Technical - Camden – ADN	18	10	55.5
University of Arkansas – Fayetteville – BSN	208	173	83.1
University of Arkansas – Fort Smith – BSN	71	56	78.8
University of Arkansas – Little Rock – ADN	176	141	80.1
University of Arkansas – Monticello – ADN	7	7	100
University of Arkansas – Monticello – BSN	18	14	77.7
University of Arkansas – Pine Bluff – BSN	16	9	56.2
University of Arkansas Community College – Batesville – ADN	62	41	66.1
University of Arkansas for Medical Sciences – BSN	110	96	87.2
University of Central Arkansas – BSN	132	107	81.0
<b>TOTAL</b>	<b>2,113</b>	<b>1,674</b>	<b>79.2</b>

# Licensing Examination Data

The performance, by program, for graduates of Arkansas programs taking the National Council Licensure Examination for Practical Nurses (NCLEX-PN®) for the first time, regardless of where the examination was taken during the reporting period, is shown in the following table.

## NCLEX-PN® PERFORMANCE BY PROGRAM July 1, 2021 – June 30, 2022

Program	Number Taking	Number Passing	Percent Passing
Arkansas Northeastern College – Blytheville	15	14	93.3
Arkansas State University – Beebe	29	29	100
Arkansas State University – Mountain Home	24	22	91.6
Arkansas State University Three Rivers – Malvern	64	47	73.4
Arkansas State University – Newport	103	58	56.3
Arkansas Tech University – Ozark	41	39	95.1
Baptist Health School of Practical Nursing – Little Rock	70	57	81.4
Black River Technical College – Pocahontas	22	22	100
East Arkansas Community College – Forrest City	19	15	78.9
National Park College – Hot Springs	27	26	96.3
North Arkansas College – Harrison	19	18	94.7
Northwest Technical Institute – Springdale	38	32	84.2
Ozarka College – Melbourne	73	61	83.5
Phillips Community College of the University of Arkansas - Dewitt	12	12	100
Southern Arkansas University – Tech – Camden	28	19	67.8
Southeast Arkansas College – Pine Bluff	8	8	100
South Arkansas Community College – El Dorado	58	46	79.3
Special Program Codes	4	3	75.0
University of Arkansas – Cossatot	26	24	92.3
University of Arkansas Community College – Batesville	14	11	78.5
University of Arkansas Community College at Hope – Texarkana	29	21	72.4
University of Arkansas Community College – Morrilton	42	41	97.8
U of A Monticello College of Technology – Crossett	8	8	100
U of A Monticello College of Technology – McGehee	3	3	100
University of Arkansas – Fort Smith	4	2	50.0
University of Arkansas Pulaski Technical – North Little Rock	47	37	78.7
University of Arkansas Rich Mountain – Mena	21	19	90.4
<b>TOTAL</b>	<b>848</b>	<b>694</b>	<b>81.8</b>

# Licensing Examination Data

Graduates of nursing programs, seeking licensure in Arkansas, compared to other program in the nation are shown on the following tables. (Source: NCLEX quarterly reports)

<b>APPLICANTS FOR REGISTERED NURSE LICENSURE</b>				
<b>July 1, 2021 – June 30, 2022</b>				
	<b>First-time U.S. Graduates</b>	<b>Re-Take U.S. Graduates</b>	<b>First-time Foreign Educated Graduates</b>	<b>Re-Take Foreign Educated Graduates</b>
Number Taking	188,193	60,766	28,386	23,854
Number Passing	152,135	26,694	12,796	6,616
Percent Passing	80.8	43.9	45.0	27.7
<b>Arkansas Licensure</b>				
Number Taking	2,113	675	7	14
Number Passing	1,674	313	3	5
Percent Passing	79.2	46.3	42.8	35.7

<b>APPLICANTS FOR PRACTICAL NURSE LICENSURE</b>				
<b>July 1, 2021 – June 30, 2022</b>				
	<b>First-time U.S. Graduates</b>	<b>Re-Take U.S. Graduates</b>	<b>First-time Foreign Educated Graduates</b>	<b>Re-Take Foreign Educated Graduates</b>
Number Taking	46,062	17,258	417	596
Number Passing	36,873	6,092	204	116
Percent Passing	80.0	35.3	48.9	19.4
<b>Arkansas Licensure</b>				
Number Taking	848	241	0	0
Number Passing	694	113	0	0
Percent Passing	81.8	46.8	0	0

## NUMBER AND PERCENT PASSING OF FIRST-TIME NCLEX-RN CANDIDATES BY DEGREE TYPE

July 1, 2021 – June 30, 2022

### Graduates of National Schools

	<b>Number Taking</b>	<b>Number Passing</b>	<b>Percent Passing</b>
Associate Degree	88,261	68,372	77.4
Baccalaureate Degree	97,409	81,863	84.0
Diploma	2,264	1,798	79.4
Other	259	83	32.0
<b>TOTAL</b>	<b>188,193</b>	<b>152,116</b>	<b>80.8</b>
<b>Arkansas Licensure</b>			
Associate Degree	1,256	941	74.9
Baccalaureate Degree	857	733	85.5
Diploma	0	0	0
<b>TOTAL</b>	<b>2,113</b>	<b>1,674</b>	<b>79.2</b>

# Medication Assistant – Certified

Act 1423 of 2005 gave the Board authority to grant certification to qualified unlicensed persons to administer certain medications in designated facilities determined by the Board. The Board allows medication assistants only in Arkansas nursing homes or a facility operated as a local correctional facility as defined by ACA § 12-41-107, which nursing supervision is available and nurse patient ratios are legislatively required. This authorization included persons who have met certain qualifications in Arkansas or who have met substantially similar qualifications and held similar credentials under the law in another state. In addition, in 2007, persons who have completed a certain portion of a nursing education program may be eligible to take the certification exam and work as a certified medication assistant.

Enrollment and exam data is inclusive of students who were enrolled in a Board approved Medication Assistant program and took the certification exam during FY22 (July 1, 2021 to June 30, 2022).

## Preparing for Medication Assistant Certification

Arkansas Northeastern College - Blytheville, 2501 S. Division St., PO Box 1109, Blytheville, AR 72316 Phone: 870.780.1223; Fax: 870.762.3376

Arkansas State University – Beebe, P. O. Box 909, Searcy, AR 72145  
Phone: 501.207.6255; Fax: 501.207.6263

Arkansas State University – Mountain Home, 1600 S. College, Mountain Home, AR 72653  
Phone: 870.508.6154; Fax: 870.508.6154

Arkansas State University – Newport, 7648 Victory Boulevard, Newport, AR 72112  
Phone: 870.512.7833; Fax: 870.512.7715

Arkansas Tech University - Ozark, 1700 Helberg Lane, Ozark, AR 72949  
Phone: 479.508.8500 x 6201; Fax: 479.667.0198

East Arkansas Community College, P. O. Box 925, Forrest City, AR 72335  
Phone: 870.633.5411; Fax: 870.633.9328

Northwest Technical Institute, 709 South Old Missouri Rd., Springdale, AR 72764  
Phone: 479.751.8824 x 123; Fax: 479.751.7750

University of Arkansas Pulaski Technical College, 3000 West Scenic Drive, North Little Rock, AR 72118  
Phone: 501.812.2286; Fax: 501.812.2391

## ENROLLMENT IN MEDICATION ASSISTANT PROGRAMS

Program	2020	2021	2022
Arkansas Northeastern College Blytheville	NA	NA	7
Arkansas State University Beebe	NA	NA	NA
Arkansas State University Mountain Home	NA	NA	33
Arkansas State University Newport	NA	NA	9
Arkansas Technical University Ozark	NA	NA	6
East Arkansas Community College Forrest City	NA	NA	NA
Northwest Technical Institute Springdale	NA	NA	NA
UA Pulaski Technical College North Little Rock	NA	NA	17
<b>TOTAL</b>	<b>NA</b>	<b>NA</b>	<b>72</b>

# Medication Assistant – Certified

MEDICATION ASSISTANT-CERTIFIED EXAM PASS RATES				
Program		Number Taking	Number Passing	Percent Passing
Arkansas State University – Beebe		No Classes		
Arkansas Northeastern College – Blytheville	First Time Testers	7	4	57.1
	Repeat Testers	3	1	33.3
	Overall Program Pass Rates	7	5	71.4
Arkansas State University – Mountain Home	First Time Testers	30	16	53.3
	Repeat Testers	8	4	50
	Overall Program Pass Rates	30	20	66.6
Arkansas State University – Newport	First Time Testers	7	5	74.4
	Repeat Testers	2	2	100
	Overall Program Pass Rates	7	7	100
Arkansas Tech University – Ozark	First Time Testers	6	4	66.6
	Repeat Testers	2	2	100
	Overall Program Pass Rates	6	6	100
East Arkansas Community College – Forrest City		No Classes		
Northwest Technical Institute – Springdale		No Classes		
Student Equivalency Exemption	First Time Testers	3	1	33.3
	Repeat Testers	1	0	0
	Overall Pass Rates	3	1	33.3
UA Pulaski Technical College – North Little Rock	First Time Testers	13	10	76.9
	Repeat Testers	0	0	0
	Overall Program Pass Rates	13	10	76.9
<b>TOTALS – FIRST TIME TESTERS</b>		<b>66</b>	<b>40</b>	<b>60.6</b>
<b>TOTALS – REPEAT TESTERS</b>		<b>16</b>	<b>9</b>	<b>56.2</b>
<b>OVERALL PASS RATES</b>		<b>66</b>	<b>49</b>	<b>74.2</b>

## Certification by Examination

Certification exams for Medication Assistants are administered through a computerized competency test. The Board has approved D&S Diversified Technologies-Headmaster, LLP, to provide examinations and scoring services for the Medication Assistant Certification Examination. In Arkansas, exams are administered electronically using TMU© Internet connected computers at designated sites or securely proctored through a personal electronic device. The Certification Examinations Administered by Headmaster is inclusive of the total number of all examinations administered. This number is not based on individuals taking the exam, but the total number of times the exam was administered. Candidates are only eligible to take the examination a total of three times.

### Certification Examinations Administered by Headmaster

July 1, 2021 – June 30, 2022

Medication Assistant – Certified (MA-C)	88
---	----

### Certifications Issued by Exam

July 1, 2021 – June 30, 2022

Medication Assistant – Certified (MA-C)	44
---	----

# Medication Assistant – Certified

## Certifications Issued by Waiver

On July 29, 2021, the Governor issued an Executive Order 21-14, to meet and mitigate the impact of COVID-19 on the healthcare system of Arkansas. This order authorized the Arkansas Department of Health-State Board of Nursing to allow students in their final semester of a nursing program to be certified as a Medication Assistant Certified (MA-C). The certification was only valid until the Executive Order ended on September 28, 2021.

---

**Certifications Issued by Waiver – State of Emergency – Pandemic**  
July 1, 2021 – June 30, 2022

Medication Assistant – Certified (MA-C)	7
---	---

## Certifications Issued by Endorsement

A person who holds a Medication Assistant-Certified (MA-C) in another state or territory is eligible for endorsement of their certification, if the program meets the qualification of a MA-C in Arkansas.

---

**Certifications Issued by Endorsement**  
July 1, 2021 – June 30, 2022

Medication Assistant – Certified (MA-C)	0
---	---

## Certifications Issued by Renewal

A Medication Assistant-Certified (MA-C) is required to renew certifications biennially. The MA-C must complete eight (8) hours of Arkansas State Board of Nursing approved continuing education courses during each renewal period.

---

**Certifications Issued by Renewal**  
July 1, 2021 – June 30, 2022

Medication Assistant – Certified (MA-C)	18
---	----



# ACTIVE LICENSES/CERTIFICATIONS

## June 2022

ADVANCED PRACTICE REGISTERED NURSES		
<b>Arkansas Residents</b>	<b>2021</b>	<b>2022</b>
Certified Nurse Midwives	28	29
Certified Nurse Practitioners	3,731	4,007
Certified Registered Nurse Anesthetists	687	698
Clinical Nurse Specialists	142	138
<b>TOTAL</b>	<b>4,588</b>	<b>4,872</b>
<b>Nonresidents</b>		
Certified Nurse Midwives	2	4
Certified Nurse Practitioners	849	1,081
Certified Registered Nurse Anesthetists	167	186
Clinical Nurse Specialists	12	9
<b>TOTAL</b>	<b>1,030</b>	<b>1,280</b>
REGISTERED NURSE PRACTITIONERS		
<i>Arkansas Residents</i>	338	330
<i>Nonresidents</i>	17	14
<b>TOTAL</b>	<b>355</b>	<b>344</b>
REGISTERED NURSES		
<i>Arkansas Residents</i>	42,251	43,390
<i>Nonresidents</i>	2,244	2,288
<b>TOTAL</b>	<b>44,495</b>	<b>45,678</b>
LICENSED PRACTICAL NURSES		
<i>Arkansas residents</i>	14,185	13,917
<i>Nonresidents</i>	207	195
<b>TOTAL</b>	<b>14,392</b>	<b>14,112</b>
LICENSED PSYCHIATRIC TECHNICIAN NURSES		
<i>Arkansas Residents</i>	58	49
<i>Nonresidents</i>	4	7
<b>TOTAL</b>	<b>62</b>	<b>56</b>
<b>TOTAL ALL LICENSURE CATEGORIES</b>	<b>TOTAL</b>	<b>64,922</b>
<b>TOTAL</b>	<b>66,342</b>	<b>66,342</b>
MEDICATION ASSISTANT - CERTIFIED		
<i>Arkansas Residents</i>	23	66
<i>Nonresidents</i>	0	3
<b>TOTAL</b>	<b>23</b>	<b>69</b>

**Arkansas State Board of Nursing Statistics – FY2022 (July 1, 2021 – June 30, 2022)**

**CERTIFIED NURSE MIDWIFE RESIDING AND LICENSED IN ARKANSAS BY COUNTY OF RESIDENCE - 2022**

COUNTY	Total
Baxter	1
Benton	5
Garland	1
Independence	1
Jefferson	1
Pulaski	10
Saline	2
Sebastian	1
Washington	7
<b>TOTAL</b>	<b>29</b>

**CERTIFIED NURSE MIDWIVES RESIDING AND LICENSED IN ARKANSAS BY EMPLOYMENT SETTING AND AGE - 2022**

EMPLOYMENT	20-29	30-39	40-49	50-59	Over 60	Total
Ambulatory Care Setting	0	0	0	0	3	3
Assisted Living Facility	0	0	0	0	1	1
Community Health	1	1	0	0	0	2
Hospital	2	5	0	1	2	10
No Entry	1	0	3	0	3	7
Other (Please specify)	0	0	2	0	1	3
School Health Service	0	0	1	0	0	1
School of Nursing	0	1	1	0	0	2
<b>TOTAL</b>	<b>4</b>	<b>7</b>	<b>7</b>	<b>1</b>	<b>10</b>	<b>29</b>

**CERTIFIED NURSE MIDWIVES RESIDING AND LICENSED IN ARKANSAS BY EMPLOYMENT SETTING AND GENDER - 2022**

EMPLOYMENT	Female	Male	Total
Ambulatory Care Setting	3	0	3
Assisted Living Facility	1	0	1
Community Health	2	0	2
Hospital	10	0	10
No Entry	7	0	7
Other (Please specify)	3	0	3
School Health Service	1	0	1
School of Nursing	2	0	2
<b>TOTAL</b>	<b>29</b>	<b>0</b>	<b>29</b>

**CERTIFIED NURSE MIDWIVES RESIDING AND LICENSED IN ARKANSAS BY EMPLOYMENT SETTING AND EDUCATION LEVEL - 2022**

EMPLOYMENT	Certificate	Diploma	Associate	Bachelor	Master	Doctorate	Not Given	Total
Ambulatory Care Setting	0	0	0	0	3	0	0	3
Assisted Living Facility	0	0	0	0	1	0	0	1
Community Health	0	0	0	0	2	0	0	2
Hospital	0	0	0	1	8	1	0	10
No Entry	0	0	0	0	7	0	0	7
Other (Please specify)	0	0	0	0	3	0	0	3
School Health Service	0	0	0	0	1	0	0	1
School of Nursing	0	0	0	0	1	1	0	2
<b>TOTAL</b>	<b>0</b>	<b>0</b>	<b>0</b>	<b>1</b>	<b>26</b>	<b>2</b>	<b>0</b>	<b>29</b>

**CERTIFIED NURSE MIDWIVES RESIDING AND LICENSED IN ARKANSAS BY COUNTY AND EDUCATION LEVEL - 2022**

COUNTY	Certificate	Diploma	Associate	Bachelor	Master	Doctorate	Not Given	Total
Baxter	0	0	0	0	1	0	0	1
Benton	0	0	0	0	5	0	0	5
Garland	0	0	0	0	1	0	0	1
Independence	0	0	0	0	1	0	0	1
Jefferson	0	0	0	0	1	0	0	1
Pulaski	0	0	0	1	9	0	0	10
Saline	0	0	0	0	2	0	0	2
Sebastian	0	0	0	0	1	0	0	1
Washington	0	0	0	0	5	2	0	7
<b>TOTAL</b>	<b>0</b>	<b>0</b>	<b>0</b>	<b>1</b>	<b>26</b>	<b>2</b>	<b>0</b>	<b>29</b>

**Arkansas State Board of Nursing Statistics – FY2022 (July 1, 2021 – June 30, 2022)**

**CERTIFIED NURSE MIDWIVES RESIDING AND LICENSED IN ARKANSAS BY COUNTY AND AGE - 2022**

COUNTY	20-29	30-39	40-49	50-59	Over 60	Total
Baxter	0	0	0	0	1	1
Benton	0	0	3	0	2	5
Garland	0	1	0	0	0	1
Independence	0	0	0	0	1	1
Jefferson	0	0	1	0	0	1
Pulaski	3	3	0	1	3	10
Saline	0	1	1	0	0	2
Sebastian	0	0	0	0	1	1
Washington	1	2	2	0	2	7
<b>TOTAL</b>	<b>4</b>	<b>7</b>	<b>7</b>	<b>1</b>	<b>10</b>	<b>29</b>

**CERTIFIED NURSE MIDWIVES RESIDING AND LICENSED IN ARKANSAS BY COUNTY AND EMPLOYMENT SETTING - 2022**

COUNTY	Ambulatory Care Setting	Community Health	Correctional Facility	Home Health	Hospital	Insurance Claims/Benefits	Nursing Home/Extended Care	Occupational Health	Other (Please specify)	Policy/Planning/Regulatory/Licensing Agency	Public Health	School Health Service	Assisted Living Facility	Hospice	School of Nursing	Dialysis Center	No Entry	Total
Baxter	0	0	0	0	0	0	0	0	0	0	0	0	0	0	0	0	1	1
Benton	1	0	0	0	0	0	0	0	2	0	0	1	1	0	0	0	0	5
Garland	0	0	0	0	1	0	0	0	0	0	0	0	0	0	0	0	0	1
Independence	0	0	0	0	0	0	0	0	0	0	0	0	0	0	0	0	1	1
Jefferson	0	0	0	0	0	0	0	0	0	0	0	0	0	0	0	0	1	1
Pulaski	1	0	0	0	7	0	0	0	0	0	0	0	0	0	1	0	1	10
Saline	0	0	0	0	1	0	0	0	0	0	0	0	0	0	0	0	1	2
Sebastian	0	0	0	0	0	0	0	0	0	0	0	0	0	0	0	0	1	1
Washington	1	2	0	0	1	0	0	0	1	0	0	0	0	0	1	0	1	7
<b>TOTAL</b>	<b>3</b>	<b>2</b>	<b>0</b>	<b>0</b>	<b>10</b>	<b>0</b>	<b>0</b>	<b>0</b>	<b>3</b>	<b>0</b>	<b>0</b>	<b>1</b>	<b>1</b>	<b>0</b>	<b>2</b>	<b>0</b>	<b>7</b>	<b>29</b>

**CERTIFIED NURSE PRACTITIONERS RESIDING AND LICENSED IN ARKANSAS BY COUNTY OF RESIDENCE - 2022**

COUNTY	Total
Arkansas	21
Ashley	14
Baxter	71
Benton	276
Boone	42
Bradley	11
Calhoun	5
Carroll	18
Chicot	7
Clark	24
Clay	13
Cleburne	26
Cleveland	18
Columbia	33
Conway	30
Craighead	258
Crawford	54
Crittenden	40
Cross	31
Dallas	5
Desha	10
Drew	29
Faulkner	229
Franklin	24
Fulton	20
Garland	159
Grant	33
Greene	93
Hempstead	18
Hot Spring	37
Howard	7
Independence	55

*(continued)*

**Arkansas State Board of Nursing Statistics – FY2022 (July 1, 2021 – June 30, 2022)**

**CERTIFIED NURSE PRACTITIONERS RESIDING AND LICENSED IN ARKANSAS BY COUNTY OF RESIDENCE - 2022**

<b>COUNTY</b>	<b>Total</b>
Izard	25
Jackson	15
Jefferson	65
Johnson	14
Lafayette	3
Lawrence	16
Lee	4
Lincoln	10
Little River	14
Logan	18
Lonoke	123
Madison	14
Marion	18
Miller	43
Mississippi	33
Monroe	8
Montgomery	5
Nevada	5
Newton	3
Ouachita	19
Perry	11
Phillips	11
Pike	14
Poinsett	13
Polk	18
Pope	79
Prairie	7
Pulaski	635
Randolph	32
Saint Francis	15
Saline	309
Scott	6
Searcy	11
Sebastian	127
Sevier	23
Sharp	24
Stone	9
Union	38
Van Buren	18
Washington	307
White	106
Woodruff	12
Yell	16
<b>TOTAL</b>	<b>4007</b>

**CERTIFIED NURSE PRACTITIONERS RESIDING AND LICENSED IN ARKANSAS BY EMPLOYMENT SETTING AND AGE - 2022**

<b>EMPLOYMENT</b>	<b>20-29</b>	<b>30-39</b>	<b>40-49</b>	<b>50-59</b>	<b>Over 60</b>	<b>Total</b>
Ambulatory Care Setting	18	414	402	216	123	1173
Assisted Living Facility	0	4	1	0	0	5
Community Health	7	137	91	53	25	313
Correctional Facility	0	5	12	4	4	25
Dialysis Center	0	5	7	1	4	17
Home Health	3	23	18	9	6	59
Hospice	0	15	4	7	5	31
Hospital	73	462	325	168	58	1086
Insurance Claims/Benefits	1	0	5	3	0	9
No Entry	12	66	61	37	75	251
Nursing Home/Extended Care	1	41	26	19	6	93
Occupational Health	1	7	7	5	3	23
Other (Please specify)	19	248	231	126	67	691
Policy/Planning/Regulatory/Licensing Agency	0	2	0	0	0	2
Public Health	1	42	32	18	7	100
School Health Service	0	6	11	4	3	24
School of Nursing	4	28	26	26	21	105
<b>TOTAL</b>	<b>140</b>	<b>1505</b>	<b>1259</b>	<b>696</b>	<b>407</b>	<b>4007</b>

**Arkansas State Board of Nursing Statistics – FY2022 (July 1, 2021 – June 30, 2022)**

**CERTIFIED NURSE PRACTITIONERS RESIDING AND LICENSED IN ARKANSAS BY EMPLOYMENT SETTING AND GENDER - 2022**

<b>EMPLOYMENT</b>	<b>Female</b>	<b>Male</b>	<b>Total</b>
Ambulatory Care Setting	1068	105	1173
Assisted Living Facility	5	0	5
Community Health	280	33	313
Correctional Facility	17	8	25
Dialysis Center	17	0	17
Home Health	55	4	59
Hospice	28	3	31
Hospital	938	148	1086
Insurance Claims/Benefits	7	2	9
No Entry	236	15	251
Nursing Home/Extended Care	86	7	93
Occupational Health	22	1	23
Other (Please specify)	636	55	691
Policy/Planning/Regulatory/Licensing Agency	2	0	2
Public Health	93	7	100
School Health Service	23	1	24
School of Nursing	97	8	105
<b>TOTAL</b>	<b>3610</b>	<b>397</b>	<b>4007</b>

**CERTIFIED NURSE PRACTITIONERS RESIDING AND LICENSED IN ARKANSAS BY EMPLOYMENT SETTING AND EDUCATION LEVEL - 2022**

<b>EMPLOYMENT</b>	<b>Certificate</b>	<b>Diploma</b>	<b>Associate</b>	<b>Bachelor</b>	<b>Master</b>	<b>Doctorate</b>	<b>Not Given</b>	<b>Total</b>
Ambulatory Care Setting	0	0	2	31	1039	101	0	1173
Assisted Living Facility	0	0	0	0	5	0	0	5
Community Health	0	0	0	7	280	26	0	313
Correctional Facility	0	0	0	0	25	0	0	25
Dialysis Center	0	0	0	2	15	0	0	17
Home Health	0	0	0	7	49	3	0	59
Hospice	0	0	1	5	25	0	0	31
Hospital	0	0	12	142	842	90	0	1086
Insurance Claims/Benefits	0	0	0	2	7	0	0	9
No Entry	0	0	5	29	186	29	2	251
Nursing Home/Extended Care	0	0	1	2	84	6	0	93
Occupational Health	0	0	0	1	20	2	0	23
Other (Please specify)	0	0	2	19	626	44	0	691
Policy/Planning/Regulatory/Licensing Agency	0	0	0	0	2	0	0	2
Public Health	0	0	1	6	89	4	0	100
School Health Service	0	0	1	2	21	0	0	24
School of Nursing	0	0	0	2	44	59	0	105
<b>TOTAL</b>	<b>0</b>	<b>0</b>	<b>25</b>	<b>257</b>	<b>3359</b>	<b>364</b>	<b>2</b>	<b>4007</b>

**CERTIFIED NURSE PRACTITIONERS RESIDING AND LICENSED IN ARKANSAS BY COUNTY AND EDUCATION LEVEL - 2022**

<b>COUNTY</b>	<b>Certificate</b>	<b>Diploma</b>	<b>Associate</b>	<b>Bachelor</b>	<b>Master</b>	<b>Doctorate</b>	<b>Not Given</b>	<b>Total</b>
Arkansas	0	0	0	2	17	2	0	21
Ashley	0	0	0	2	12	0	0	14
Baxter	0	0	1	5	61	4	0	71
Benton	0	0	1	18	233	24	0	276
Boone	0	0	1	4	37	0	0	42
Bradley	0	0	0	1	10	0	0	11
Calhoun	0	0	0	0	5	0	0	5
Carroll	0	0	0	1	16	1	0	18
Chicot	0	0	0	1	5	1	0	7
Clark	0	0	0	1	22	1	0	24
Clay	0	0	0	0	13	0	0	13
Cleburne	0	0	0	1	22	3	0	26
Cleveland	0	0	0	1	17	0	0	18
Columbia	0	0	1	3	26	3	0	33
Conway	0	0	0	1	26	3	0	30
Craighead	0	0	2	18	212	26	0	258
Crawford	0	0	0	2	49	3	0	54
Crittenden	0	0	1	1	31	7	0	40
Cross	0	0	0	4	26	1	0	31
Dallas	0	0	0	0	4	1	0	5
Desha	0	0	0	1	9	0	0	10
Drew	0	0	0	3	23	3	0	29
Faulkner	0	0	2	12	198	17	0	229

*(continued)*

**Arkansas State Board of Nursing Statistics – FY2022 (July 1, 2021 – June 30, 2022)**

**CERTIFIED NURSE PRACTITIONERS RESIDING AND LICENSED IN ARKANSAS BY COUNTY AND EDUCATION LEVEL - 2022**

COUNTY	Certificate	Diploma	Associate	Bachelor	Master	Doctorate	Not Given	Total
Franklin	0	0	0	3	19	2	0	24
Fulton	0	0	0	1	18	1	0	20
Garland	0	0	1	10	142	6	0	159
Grant	0	0	0	6	25	2	0	33
Greene	0	0	0	3	82	8	0	93
Hempstead	0	0	1	0	16	1	0	18
Hot Spring	0	0	0	1	33	3	0	37
Howard	0	0	0	0	6	1	0	7
Independence	0	0	1	4	47	3	0	55
Izard	0	0	0	1	24	0	0	25
Jackson	0	0	0	1	14	0	0	15
Jefferson	0	0	0	4	48	13	0	65
Johnson	0	0	0	1	10	3	0	14
Lafayette	0	0	0	0	3	0	0	3
Lawrence	0	0	1	0	13	2	0	16
Lee	0	0	0	0	4	0	0	4
Lincoln	0	0	0	0	9	1	0	10
Little River	0	0	0	0	13	0	1	14
Logan	0	0	0	0	15	3	0	18
Lonoke	0	0	1	8	102	11	1	123
Madison	0	0	0	0	13	1	0	14
Marion	0	0	0	3	13	2	0	18
Miller	0	0	0	1	40	2	0	43
Mississippi	0	0	0	3	30	0	0	33
Monroe	0	0	0	1	7	0	0	8
Montgomery	0	0	0	0	5	0	0	5
Nevada	0	0	1	0	4	0	0	5
Newton	0	0	0	0	3	0	0	3
Ouachita	0	0	0	2	17	0	0	19
Perry	0	0	0	1	9	1	0	11
Phillips	0	0	0	0	9	2	0	11
Pike	0	0	0	2	12	0	0	14
Poinsett	0	0	0	2	11	0	0	13
Polk	0	0	0	1	14	3	0	18
Pope	0	0	0	4	65	10	0	79
Prairie	0	0	0	2	5	0	0	7
Pulaski	0	0	0	39	517	79	0	635
Randolph	0	0	0	1	30	1	0	32
Saint Francis	0	0	0	1	13	1	0	15
Saline	0	0	3	18	260	28	0	309
Scott	0	0	0	0	6	0	0	6
Searcy	0	0	0	3	8	0	0	11
Sebastian	0	0	1	9	101	16	0	127
Sevier	0	0	0	2	20	1	0	23
Sharp	0	0	0	1	20	3	0	24
Stone	0	0	0	1	7	1	0	9
Union	0	0	0	4	31	3	0	38
Van Buren	0	0	1	2	15	0	0	18
Washington	0	0	3	18	248	38	0	307
White	0	0	1	9	88	8	0	106
Woodruff	0	0	1	0	9	2	0	12
Yell	0	0	0	2	12	2	0	16
<b>TOTAL</b>	<b>0</b>	<b>0</b>	<b>25</b>	<b>257</b>	<b>3359</b>	<b>364</b>	<b>2</b>	<b>4007</b>

**CERTIFIED NURSE PRACTITIONERS RESIDING AND LICENSED IN ARKANSAS BY COUNTY AND AGE - 2022**

COUNTY	20-29	30-39	40-49	50-59	Over 60	Total
Arkansas	2	7	6	5	1	21
Ashley	1	5	3	3	2	14
Baxter	4	21	22	12	12	71
Benton	5	117	81	45	28	276
Boone	2	11	17	7	5	42
Bradley	0	4	3	3	1	11
Calhoun	0	4	1	0	0	5
Carrroll	0	4	3	5	6	18
Chicot	0	2	4	1	0	7
Clark	0	8	10	4	2	24

*(continued)*

**Arkansas State Board of Nursing Statistics – FY2022 (July 1, 2021 – June 30, 2022)**

**CERTIFIED NURSE PRACTITIONERS RESIDING AND LICENSED IN ARKANSAS BY COUNTY AND AGE - 2022**

<b>COUNTY</b>	<b>20-29</b>	<b>30-39</b>	<b>40-49</b>	<b>50-59</b>	<b>Over 60</b>	<b>Total</b>
Clay	0	6	3	3	1	13
Cleburne	0	8	11	5	2	26
Cleveland	0	6	6	6	0	18
Columbia	2	14	6	8	3	33
Conway	0	14	8	5	3	30
Craighead	9	101	94	38	16	258
Crawford	1	19	11	18	5	54
Crittenden	2	14	12	8	4	40
Cross	0	13	11	3	4	31
Dallas	0	3	1	1	0	5
Desha	3	3	2	1	1	10
Drew	2	18	5	2	2	29
Faulkner	10	94	81	32	12	229
Franklin	0	8	8	3	5	24
Fulton	4	5	2	6	3	20
Garland	3	53	46	37	20	159
Grant	3	12	10	6	2	33
Greene	3	41	32	10	7	93
Hempstead	0	8	4	3	3	18
Hot Spring	0	20	7	7	3	37
Howard	0	1	4	1	1	7
Independence	2	20	17	13	3	55
Izard	2	5	9	4	5	25
Jackson	0	5	4	5	1	15
Jefferson	1	20	23	12	9	65
Johnson	0	7	4	0	3	14
Lafayette	0	0	3	0	0	3
Lawrence	0	8	5	2	1	16
Lee	0	0	1	3	0	4
Lincoln	1	3	2	2	2	10
Little River	0	5	5	2	2	14
Logan	0	7	6	3	2	18
Lonoke	9	52	34	18	10	123
Madison	0	5	5	3	1	14
Marion	3	3	3	8	1	18
Miller	0	10	20	8	5	43
Mississippi	1	12	9	6	5	33
Monroe	0	3	2	3	0	8
Montgomery	1	2	2	0	0	5
Nevada	0	1	2	1	1	5
Newton	0	1	0	2	0	3
Ouachita	1	7	6	3	2	19
Perry	0	5	1	5	0	11
Phillips	0	2	3	3	3	11
Pike	0	2	10	1	1	14
Poinsett	1	3	6	1	2	13
Polk	0	6	5	4	3	18
Pope	4	36	20	15	4	79
Prairie	1	3	1	1	1	7
Pulaski	27	230	201	106	71	635
Randolph	1	10	13	7	1	32
Saint Francis	0	4	2	5	4	15
Saline	12	138	100	39	20	309
Scott	0	1	2	3	0	6
Searcy	0	5	1	1	4	11
Sebastian	3	44	41	29	10	127
Sevier	0	9	9	4	1	23
Sharp	0	7	7	5	5	24
Stone	0	5	1	2	1	9
Union	1	13	11	5	8	38
Van Buren	1	5	6	2	4	18
Washington	10	115	93	52	37	307
White	2	33	36	17	18	106
Woodruff	0	3	6	2	1	12
Yell	0	6	8	1	1	16
<b>TOTAL</b>	<b>140</b>	<b>1505</b>	<b>1259</b>	<b>696</b>	<b>407</b>	<b>4007</b>

**Arkansas State Board of Nursing Statistics – FY2022 (July 1, 2021 – June 30, 2022)**

**CERTIFIED NURSE PRACTITIONERS RESIDING AND LICENSED IN ARKANSAS BY COUNTY AND EMPLOYMENT SETTING - 2022**

COUNTY	Ambulatory Care Setting	Community Health	Correctional Facility	Home Health	Hospital	Insurance Claims/Benefits	Nursing Home/ Extended Care	Occupational Health	Other (Please specify)	Policy/Planning/ Regulatory/ Licensing Agency	Public Health	School Health Service	Assisted Living	Hospice	School of Nursing	Dialysis Center	No Entry	Total
Arkansas	10	3	0	1	1	1	1	0	3	0	0	0	0	0	0	0	1	21
Ashley	6	1	0	0	3	0	0	0	2	0	1	0	0	0	0	0	1	14
Baxter	24	6	1	1	15	0	3	0	15	0	2	0	0	0	2	0	2	71
Benton	95	22	0	5	75	0	4	3	34	0	3	2	0	3	7	1	22	276
Boone	18	3	0	1	7	0	1	0	10	0	0	0	0	0	0	0	2	42
Bradley	2	2	0	0	3	0	0	0	3	0	1	0	0	0	0	0	0	11
Calhoun	0	0	0	0	1	0	0	0	4	0	0	0	0	0	0	0	0	5
Carroll	8	0	0	0	5	0	0	1	1	0	0	0	0	0	1	0	2	18
Chicot	1	2	0	0	3	0	0	0	1	0	0	0	0	0	0	0	0	7
Clark	8	1	0	0	4	0	1	0	8	0	1	1	0	0	0	0	0	24
Clay	3	1	0	0	5	0	0	0	3	0	1	0	0	0	0	0	0	13
Cleburne	8	1	0	0	5	0	1	0	4	0	0	0	0	1	2	0	4	26
Cleveland	5	3	0	1	3	0	0	0	3	0	0	1	0	0	0	0	2	18
Columbia	10	0	0	0	6	0	3	0	4	0	1	2	0	1	2	0	4	33
Conway	4	3	0	2	9	0	1	0	8	0	0	0	0	0	2	0	1	30
Craighead	70	19	2	2	73	0	6	3	53	0	6	0	0	4	6	2	12	258
Crawford	20	4	0	0	12	0	1	0	11	0	0	0	0	1	2	0	3	54
Crittenden	16	4	0	1	6	0	1	0	6	0	3	0	0	0	0	1	2	40
Cross	8	5	1	2	7	0	0	0	3	0	0	0	0	0	1	0	4	31
Dallas	0	1	0	0	1	0	1	0	1	0	1	0	0	0	0	0	0	5
Desha	4	2	0	0	2	1	0	0	1	0	0	0	0	0	0	0	0	10
Drew	6	8	1	0	4	0	1	0	3	0	0	0	0	1	3	0	2	29
Faulkner	62	15	0	6	73	1	9	1	36	0	4	3	0	2	6	2	9	229
Franklin	4	1	0	0	3	0	2	0	10	0	0	0	0	0	1	0	3	24
Fulton	4	3	0	1	4	0	0	0	4	0	0	0	0	0	0	0	4	20
Garland	54	14	0	2	31	0	6	0	30	0	4	2	0	1	2	0	13	159
Grant	12	0	0	1	10	0	0	0	6	0	2	0	0	0	1	0	1	33
Greene	23	5	0	0	24	1	1	0	33	0	3	0	0	0	1	0	2	93
Hempstead	6	3	0	1	2	0	2	0	1	0	0	0	0	1	0	0	2	18
Hot Spring	10	2	0	0	8	0	3	0	8	0	2	0	1	0	2	0	1	37
Howard	2	2	0	0	0	0	1	0	1	0	0	0	0	1	0	0	0	7
Independence	10	2	0	0	15	0	1	0	18	0	4	0	0	0	2	0	3	55
Izard	9	1	0	0	2	1	0	0	11	0	1	0	0	0	0	0	0	25
Jackson	5	1	1	0	3	0	0	0	4	0	0	0	0	0	0	0	1	15
Jefferson	13	13	3	0	16	0	2	0	7	0	2	1	0	1	3	0	4	65
Johnson	2	2	0	0	3	0	0	0	4	0	0	0	1	0	1	0	1	14
Lafayette	0	0	0	0	0	0	0	0	1	0	0	0	0	0	1	0	1	3
Lawrence	4	4	0	0	3	0	0	1	1	0	2	0	0	0	0	0	1	16
Lee	0	1	0	0	1	0	0	0	1	0	0	0	0	0	0	0	1	4
Lincoln	1	4	0	0	2	0	0	0	1	0	0	0	0	0	2	0	0	10
Little River	4	1	0	0	1	0	0	0	2	0	3	0	0	0	0	0	3	14
Logan	4	0	0	1	3	0	0	0	7	0	0	1	0	0	0	0	2	18
Lonoke	30	4	1	2	50	0	4	1	17	0	2	0	0	1	3	0	8	123
Madison	2	1	0	0	4	0	2	0	1	0	2	1	0	0	0	1	0	14
Marion	8	2	0	0	3	1	1	0	2	0	1	0	0	0	0	0	0	18
Miller	12	2	2	1	8	1	0	1	10	0	2	0	0	1	0	0	3	43
Mississippi	8	3	0	0	7	0	0	1	10	0	1	2	0	0	0	0	1	33
Monroe	3	1	1	0	1	0	0	0	2	0	0	0	0	0	0	0	0	8
Montgomery	2	1	0	0	0	0	0	0	2	0	0	0	0	0	0	0	0	5
Nevada	2	0	0	0	1	0	0	0	1	0	1	0	0	0	0	0	0	5
Newton	2	0	0	0	0	0	0	0	1	0	0	0	0	0	0	0	0	3
Ouachita	4	2	0	1	5	0	0	0	3	0	1	0	0	1	0	0	2	19
Perry	1	2	0	0	4	0	0	0	3	0	0	0	0	0	0	0	1	11
Phillips	0	4	0	0	3	0	0	0	2	0	1	0	0	0	0	0	1	11
Pike	2	2	0	0	5	0	1	0	2	0	1	0	0	0	0	0	1	14
Poinsett	5	2	0	0	2	0	0	0	3	0	0	0	0	0	0	1	0	13
Polk	4	2	0	0	2	0	1	0	6	0	1	0	0	0	0	0	2	18
Pope	24	7	0	2	13	0	2	1	15	0	6	1	0	0	6	0	2	79
Prairie	3	0	0	0	3	0	0	0	0	0	0	0	0	0	0	0	1	7
Pulaski	176	20	6	15	232	2	10	5	91	1	4	2	1	4	17	1	48	635

*(continued)*



**Arkansas State Board of Nursing Statistics – FY2022 (July 1, 2021 – June 30, 2022)**

**CERTIFIED NURSE PRACTITIONERS RESIDING AND LICENSED IN ARKANSAS BY COUNTY AND EMPLOYMENT SETTING - 2022**

COUNTY	Ambulatory Care Setting	Community Health	Correctional Facility	Home Health	Hospital	Insurance Claims\Benefits	Nursing Home\Extended Care	Occupational Health	Other (Please specify)	Policy\Planning\Regulatory\Licensing Agency	Public Health	School Health Service	Assisted Living Hospice	School of Nursing	Dialysis Center	No Entry	Total
Randolph	9	7	1	0	4	0	0	0	5	0	4	0	0	1	0	1	32
Saint Francis	3	1	0	1	1	0	0	0	4	0	0	0	0	1	1	3	15
Saline	83	17	3	2	127	0	8	3	35	1	7	1	0	2	5	1	309
Scott	1	2	0	0	1	0	0	0	1	0	1	0	0	0	0	0	6
Searcy	4	2	0	0	1	0	0	0	1	0	0	0	0	1	0	2	11
Sebastian	43	16	0	0	34	0	1	1	21	0	2	0	0	1	1	7	127
Sevier	4	4	0	0	2	0	0	0	9	0	3	0	0	0	0	1	23
Sharp	8	4	0	0	6	0	0	0	2	0	3	0	0	0	0	1	24
Stone	2	2	0	0	0	0	1	0	3	0	0	0	0	0	0	1	9
Union	16	0	0	1	5	0	1	0	11	0	1	0	0	1	0	2	38
Van Buren	3	3	0	1	4	0	1	0	3	0	1	0	0	0	0	2	18
Washington	115	21	2	3	70	0	6	1	41	0	5	2	1	2	11	2	307
White	29	10	0	2	28	0	2	0	13	0	3	0	1	2	8	1	106
Woodruff	4	3	0	0	1	0	0	0	2	0	0	1	0	0	0	1	12
Yell	6	1	0	0	5	0	0	0	2	0	0	1	0	0	1	0	16
<b>TOTAL</b>	<b>1173</b>	<b>313</b>	<b>25</b>	<b>59</b>	<b>1086</b>	<b>9</b>	<b>93</b>	<b>23</b>	<b>691</b>	<b>2</b>	<b>100</b>	<b>24</b>	<b>5</b>	<b>31</b>	<b>105</b>	<b>17</b>	<b>4007</b>

**CERTIFIED REGISTERED NURSE ANESTHETISTS RESIDING AND LICENSED IN ARKANSAS BY COUNTY OF RESIDENCE - 2022**

COUNTY	Total
Arkansas	3
Ashley	3
Baxter	14
Benton	73
Boone	5
Bradley	2
Carroll	3
Clark	2
Clay	3
Cleburne	4
Columbia	2
Conway	1
Craighead	63
Crawford	5
Crittenden	8
Cross	2
Dallas	1
Drew	3
Faulkner	46
Franklin	2
Fulton	2
Garland	36
Grant	5
Greene	11
Hempstead	1
Hot Spring	3
Howard	3
Independence	17
Jackson	2
Jefferson	12
Johnson	2
Lafayette	3
Lincoln	1
Logan	2
Lonoke	11
Madison	3
Marion	1
Miller	1
Mississippi	1
Monroe	1
Montgomery	1
Ouachita	2

*(continued)*

**Arkansas State Board of Nursing Statistics – FY2022 (July 1, 2021 – June 30, 2022)**

**CERTIFIED REGISTERED NURSE ANESTHETISTS RESIDING AND LICENSED IN ARKANSAS BY COUNTY OF RESIDENCE - 2022**

COUNTY	Total
Poinsett	2
Polk	3
Pope	9
Pulaski	160
Randolph	3
Saint Francis	3
Saline	65
Scott	1
Searcy	1
Sebastian	18
Stone	2
Union	6
Van Buren	2
Washington	43
White	13
Yell	1
<b>TOTAL</b>	<b>698</b>

**CERTIFIED REGISTERED NURSE ANESTHETISTS RESIDING AND LICENSED IN ARKANSAS BY EMPLOYMENT SETTING AND AGE - 2022**

EMPLOYMENT	20-29	30-39	40-49	50-59	Over 60	Total
Ambulatory Care Setting	0	13	36	22	17	88
Hospital	4	175	165	111	76	531
No Entry	7	22	6	3	5	43
Other (Please specify)	2	4	8	7	9	30
Public Health	0	0	0	1	0	1
School of Nursing	0	0	1	3	1	5
<b>TOTAL</b>	<b>13</b>	<b>214</b>	<b>216</b>	<b>147</b>	<b>108</b>	<b>698</b>

**CERTIFIED REGISTERED NURSE ANESTHETISTS RESIDING AND LICENSED IN ARKANSAS BY EMPLOYMENT SETTING AND GENDER - 2022**

EMPLOYMENT	Female	Male	Total
Ambulatory Care Setting	48	40	88
Hospital	220	311	531
No Entry	17	26	43
Other (Please specify)	12	18	30
Public Health	0	1	1
School of Nursing	3	2	5
<b>TOTAL</b>	<b>300</b>	<b>398</b>	<b>698</b>

**CERTIFIED REGISTERED NURSE ANESTHETISTS RESIDING AND LICENSED IN ARKANSAS BY EMPLOYMENT SETTING AND EDUCATION LEVEL - 2022**

EMPLOYMENT	Certificate	Diploma	Associate	Bachelor	Master	Doctorate	Not Given	Total
Ambulatory Care Setting	1	1	1	13	64	8	0	88
Hospital	0	3	11	47	431	39	0	531
No Entry	0	1	1	17	17	7	0	43
Other (Please specify)	0	1	0	4	22	3	0	30
Public Health	0	0	0	0	1	0	0	1
School of Nursing	0	0	0	0	1	4	0	5
<b>TOTAL</b>	<b>1</b>	<b>6</b>	<b>13</b>	<b>81</b>	<b>536</b>	<b>61</b>	<b>0</b>	<b>698</b>

**CERTIFIED REGISTERED NURSE ANESTHETISTS RESIDING AND LICENSED IN ARKANSAS BY COUNTY AND EDUCATION LEVEL - 2022**

COUNTY	Certificate	Diploma	Associate	Bachelor	Master	Doctorate	Not Given	Total
Arkansas	0	0	0	1	2	0	0	3
Ashley	0	0	0	2	0	1	0	3
Baxter	0	0	0	0	11	3	0	14
Benton	0	1	0	5	53	14	0	73
Boone	0	1	0	0	4	0	0	5
Bradley	0	0	0	0	2	0	0	2
Carroll	0	0	0	1	2	0	0	3
Clark	0	0	0	0	2	0	0	2
Clay	0	0	0	0	2	1	0	3
Cleburne	0	0	1	0	3	0	0	4
Cleveland	0	0	2	0	0	0	0	2
Columbia	0	0	0	0	1	0	0	1
Conway	0	0	1	6	54	2	0	63

*(continued)*

**Arkansas State Board of Nursing Statistics – FY2022 (July 1, 2021 – June 30, 2022)**

**CERTIFIED REGISTERED NURSE ANESTHETISTS RESIDING AND LICENSED IN ARKANSAS BY COUNTY AND EDUCATION LEVEL - 2022**

COUNTY	Certificate	Diploma	Associate	Bachelor	Master	Doctorate	Not Given	Total
Craighead	0	0	0	2	3	0	0	5
Crawford	0	0	0	1	6	1	0	8
Crittenden	0	0	0	0	2	0	0	2
Cross	0	0	0	0	1	0	0	1
Dallas	0	0	0	0	3	0	0	3
Drew	0	0	0	7	38	1	0	46
Faulkner	0	0	0	0	2	0	0	2
Franklin	0	0	0	0	2	0	0	2
Fulton	0	0	0	7	28	1	0	36
Garland	0	0	0	0	4	1	0	5
Grant	0	0	0	1	8	2	0	11
Greene	0	0	0	0	1	0	0	1
Hempstead	0	0	0	0	3	0	0	3
Hot Spring	0	0	0	2	1	0	0	3
Howard	0	0	0	2	13	2	0	17
Independence	0	0	0	0	2	0	0	2
Jackson	0	0	0	1	11	0	0	12
Jefferson	0	0	1	0	1	0	0	2
Johnson	0	0	0	0	3	0	0	3
Lafayette	0	0	0	0	0	1	0	1
Lincoln	0	0	0	1	1	0	0	2
Logan	0	0	0	1	10	0	0	11
Lonoke	0	0	0	1	1	1	0	3
Madison	0	0	0	0	1	0	0	1
Marion	0	0	0	0	1	0	0	1
Miller	0	0	0	1	0	0	0	1
Mississippi	0	0	0	0	1	0	0	1
Monroe	0	1	0	0	0	0	0	1
Montgomery	0	0	1	0	1	0	0	2
Ouachita	0	0	0	0	2	0	0	2
Poinsett	0	0	0	0	3	0	0	3
Polk	0	0	0	5	4	0	0	9
Pope	1	1	3	19	122	14	0	160
Pulaski	0	0	0	1	2	0	0	3
Randolph	0	0	0	0	3	0	0	3
Saint Francis	0	1	2	4	55	3	0	65
Saline	0	0	0	0	1	0	0	1
Searcy	0	0	0	0	1	0	0	1
Sebastian	0	0	1	1	13	3	0	18
Stone	0	0	1	0	1	0	0	2
Union	0	0	0	2	4	0	0	6
Van Buren	0	1	0	0	1	0	0	2
Washington	0	0	0	5	29	9	0	43
White	0	0	0	2	10	1	0	13
Yell	0	0	0	0	1	0	0	1
<b>TOTAL</b>	<b>1</b>	<b>6</b>	<b>13</b>	<b>81</b>	<b>536</b>	<b>61</b>	<b>0</b>	<b>698</b>

**CERTIFIED REGISTERED NURSE ANESTHETISTS RESIDING AND LICENSED IN ARKANSAS BY COUNTY AND AGE - 2022**

COUNTY	20-29	30-39	40-49	50-59	Over 60	Total
Arkansas	0	0	0	2	1	3
Ashley	0	1	0	0	2	3
Baxter	0	3	4	4	3	14
Benton	2	24	26	11	10	73
Boone	0	0	1	2	2	5
Bradley	0	0	1	1	0	2
Carroll	0	0	0	0	3	3
Clark	0	1	0	1	0	2
Clay	0	2	0	1	0	3
Cleburne	0	0	2	1	1	4
Cleveland	0	0	0	0	2	2
Columbia	0	0	1	0	0	1
Conway	1	17	25	13	7	63
Craighead	0	0	1	1	3	5

*(continued)*

**Arkansas State Board of Nursing Statistics – FY2022 (July 1, 2021 – June 30, 2022)**

CERTIFIED REGISTERED NURSE ANESTHETISTS RESIDING AND LICENSED IN ARKANSAS BY COUNTY AND AGE - 2022						
COUNTY	20-29	30-39	40-49	50-59	Over 60	Total
Crawford	0	1	4	1	2	8
Crittenden	0	2	0	0	0	2
Cross	0	0	0	1	0	1
Dallas	0	2	1	0	0	3
Drew	0	19	9	10	8	46
Faulkner	0	1	0	0	1	2
Franklin	0	0	1	0	1	2
Fulton	3	10	9	8	6	36
Garland	0	0	3	2	0	5
Grant	0	4	3	3	1	11
Greene	0	0	1	0	0	1
Hempstead	0	2	0	1	0	3
Hot Spring	0	0	1	1	1	3
Howard	0	3	9	3	2	17
Independence	0	1	1	0	0	2
Jackson	0	1	3	7	1	12
Jefferson	0	1	0	0	1	2
Johnson	0	0	1	2	0	3
Lafayette	0	1	0	0	0	1
Lincoln	0	0	1	0	1	2
Logan	0	4	5	2	0	11
Lonoke	0	1	1	0	1	3
Madison	0	1	0	0	0	1
Marion	0	0	1	0	0	1
Miller	0	0	0	0	1	1
Mississippi	0	0	0	1	0	1
Monroe	0	0	0	0	1	1
Montgomery	0	0	1	0	1	2
Ouachita	0	0	1	1	0	2
Poinsett	0	1	0	1	1	3
Polk	2	2	3	0	2	9
Pope	2	60	41	33	24	160
Pulaski	2	0	1	0	0	3
Randolph	0	0	0	3	0	3
Saint Francis	1	21	26	12	5	65
Saline	0	0	1	0	0	1
Searcy	0	1	0	0	0	1
Sebastian	0	3	12	2	1	18
Stone	0	0	0	0	2	2
Union	0	1	2	2	1	6
Van Buren	0	0	0	1	1	2
Washington	0	19	10	8	6	43
White	0	3	3	5	2	13
Yell	0	1	0	0	0	1
<b>TOTAL</b>	<b>13</b>	<b>214</b>	<b>216</b>	<b>147</b>	<b>108</b>	<b>698</b>

**CERTIFIED REGISTERED NURSE ANESTHETISTS RESIDING AND LICENSED IN ARKANSAS BY COUNTY AND EMPLOYMENT SETTING - 2022**

COUNTY	Ambulatory Care Setting	Community Health	Correctional Facility	Home Health	Hospital	Insurance Claims	Nursing Home/Extended Care	Occupational Health	Other (Please specify)	Policy/Planning/Regulatory/Licensing	Public Health	School Health Service	Assisted Living Facility	Hospice	School of Nursing	Dialysis Center	No Entry	Total
Arkansas	0	0	0	0	3	0	0	0	0	0	0	0	0	0	0	0	0	3
Ashley	0	0	0	0	3	0	0	0	0	0	0	0	0	0	0	0	0	3
Baxter	2	0	0	0	11	0	0	0	0	0	0	0	0	0	0	0	1	14
Benton	6	0	0	0	55	0	0	0	2	0	0	0	0	0	0	0	10	73
Boone	0	0	0	0	4	0	0	0	1	0	0	0	0	0	0	0	0	5
Bradley	0	0	0	0	2	0	0	0	0	0	0	0	0	0	0	0	0	2
Carroll	0	0	0	0	1	0	0	0	1	0	0	0	0	0	0	0	1	3
Clark	0	0	0	0	1	0	0	0	0	0	0	0	0	0	0	0	1	2
Clay	0	0	0	0	3	0	0	0	0	0	0	0	0	0	0	0	0	3
Cleburne	0	0	0	0	4	0	0	0	0	0	0	0	0	0	0	0	0	4
Columbia	0	0	0	0	1	0	0	0	0	0	0	0	0	0	0	0	1	2

*(continued)*

**Arkansas State Board of Nursing Statistics – FY2022 (July 1, 2021 – June 30, 2022)**

**CERTIFIED REGISTERED NURSE ANESTHETISTS RESIDING AND LICENSED IN ARKANSAS BY COUNTY AND EMPLOYMENT SETTING - 2022**

COUNTY	Ambulatory Care Setting	Community Health	Correctional Facility	Home Health	Hospital	Insurance Claims	Nursing Home\ Extended Care	Occupational Health	Other (Please specify)	Policy/Planning/Regulatory/Licensing	Public Health	School Health Service	Assisted Living Facility	Hospice	School of Nursing	Dialysis Center	No Entry	Total
Conway	0	0	0	0	1	0	0	0	0	0	0	0	0	0	0	0	0	1
Craighead	5	0	0	0	50	0	0	0	0	0	0	0	0	0	2	0	6	63
Crawford	1	0	0	0	4	0	0	0	0	0	0	0	0	0	0	0	0	5
Cross	0	0	0	0	2	0	0	0	0	0	0	0	0	0	0	0	0	2
Dallas	0	0	0	0	1	0	0	0	0	0	0	0	0	0	0	0	0	1
Drew	0	0	0	0	3	0	0	0	0	0	0	0	0	0	0	0	0	3
Faulkner	4	0	0	0	38	0	0	0	2	0	0	0	0	0	0	0	2	46
Franklin	0	0	0	0	2	0	0	0	0	0	0	0	0	0	0	0	0	2
Fulton	1	0	0	0	1	0	0	0	0	0	0	0	0	0	0	0	0	2
Garland	3	0	0	0	27	0	0	0	5	0	0	0	0	0	0	0	1	36
Grant	1	0	0	0	4	0	0	0	0	0	0	0	0	0	0	0	0	5
Greene	0	0	0	0	8	0	0	0	1	0	0	0	0	0	1	0	1	11
Hempstead	1	0	0	0	0	0	0	0	0	0	0	0	0	0	0	0	0	1
Hot Spring	0	0	0	0	3	0	0	0	0	0	0	0	0	0	0	0	0	3
Howard	1	0	0	0	1	0	0	0	0	0	0	0	0	0	0	0	1	3
Independence	2	0	0	0	12	0	0	0	1	0	0	0	0	0	0	0	2	17
Jackson	0	0	0	0	2	0	0	0	0	0	0	0	0	0	0	0	0	2
Jefferson	1	0	0	0	11	0	0	0	0	0	0	0	0	0	0	0	0	12
Johnson	0	0	0	0	2	0	0	0	0	0	0	0	0	0	0	0	0	2
Lafayette	1	0	0	0	2	0	0	0	0	0	0	0	0	0	0	0	0	3
Lincoln	0	0	0	0	1	0	0	0	0	0	0	0	0	0	0	0	0	1
Logan	0	0	0	0	1	0	0	0	1	0	0	0	0	0	0	0	0	2
Lonoke	3	0	0	0	7	0	0	0	0	0	0	0	0	0	0	0	1	11
Madison	0	0	0	0	2	0	0	0	0	0	0	0	0	0	0	0	1	3
Marion	0	0	0	0	1	0	0	0	0	0	0	0	0	0	0	0	0	1
Miller	1	0	0	0	0	0	0	0	0	0	0	0	0	0	0	0	0	1
Mississippi	0	0	0	0	1	0	0	0	0	0	0	0	0	0	0	0	0	1
Monroe	0	0	0	0	1	0	0	0	0	0	0	0	0	0	0	0	0	1
Montgomery	0	0	0	0	0	0	0	0	0	0	0	0	0	0	0	0	1	1
Ouachita	0	0	0	0	2	0	0	0	0	0	0	0	0	0	0	0	0	2
Poinsett	0	0	0	0	2	0	0	0	0	0	0	0	0	0	0	0	0	2
Polk	0	0	0	0	3	0	0	0	0	0	0	0	0	0	0	0	0	3
Pope	1	0	0	0	7	0	0	0	0	0	0	0	0	0	0	0	1	9
Pulaski	32	0	0	0	115	0	0	0	7	0	0	0	0	0	1	0	5	160
Randolph	1	0	0	0	0	0	0	0	0	0	0	0	0	0	0	0	2	3
Saint Francis	0	0	0	0	2	0	0	0	1	0	0	0	0	0	0	0	0	3
Saline	8	0	0	0	51	0	0	0	3	0	1	0	0	0	1	0	1	65
Scott	0	0	0	0	1	0	0	0	0	0	0	0	0	0	0	0	0	1
Searcy	0	0	0	0	1	0	0	0	0	0	0	0	0	0	0	0	0	1
Sebastian	2	0	0	0	16	0	0	0	0	0	0	0	0	0	0	0	0	18
Stone	0	0	0	0	2	0	0	0	0	0	0	0	0	0	0	0	0	2
Union	2	0	0	0	3	0	0	0	1	0	0	0	0	0	0	0	0	6
Van Buren	0	0	0	0	2	0	0	0	0	0	0	0	0	0	0	0	0	2
Washington	8	0	0	0	27	0	0	0	4	0	0	0	0	0	0	0	4	43
White	0	0	0	0	13	0	0	0	0	0	0	0	0	0	0	0	0	13
Yell	0	0	0	0	1	0	0	0	0	0	0	0	0	0	0	0	0	1
<b>TOTAL</b>	<b>88</b>	<b>0</b>	<b>0</b>	<b>0</b>	<b>531</b>	<b>0</b>	<b>0</b>	<b>0</b>	<b>30</b>	<b>0</b>	<b>1</b>	<b>0</b>	<b>0</b>	<b>0</b>	<b>5</b>	<b>0</b>	<b>43</b>	<b>698</b>

**Arkansas State Board of Nursing Statistics – FY2022 (July 1, 2021 – June 30, 2022)**

**CLINICAL NURSE SPECIALISTS RESIDING AND LICENSED IN ARKANSAS BY COUNTY OF RESIDENCE - 2022**

<b>COUNTY</b>	<b>Total</b>
Baxter	4
Benton	7
Boone	1
Carroll	1
Clay	1
Cleburne	2
Craighead	30
Crawford	1
Cross	1
Faulkner	5
Franklin	1
Garland	2
Grant	1
Greene	4
Independence	3
Jackson	1
Jefferson	1
Lawrence	1
Logan	1
Lonoke	3
Madison	1
Marion	1
Mississippi	1
Pike	1
Poinsett	4
Pulaski	21
Randolph	3
Saline	5
Sebastian	3
Stone	1
Union	1
Washington	18
White	6
Woodruff	1
<b>TOTAL</b>	<b>138</b>

**CLINICAL NURSE SPECIALISTS RESIDING AND LICENSED IN ARKANSAS BY EMPLOYMENT SETTING AND GENDER - 2022**

<b>EMPLOYMENT</b>	<b>Female</b>	<b>Male</b>	<b>Total</b>
Ambulatory Care Setting	31	3	34
Community Health	7	0	7
Correctional Facility	0	1	1
Dialysis Center	1	0	1
Home Health	2	0	2
Hospice	1	0	1
Hospital	42	3	45
No Entry	6	0	6
Nursing Home/Extended Care	3	0	3
Occupational Health	1	0	1
Other (Please specify)	18	0	18
School Health Service	1	0	1
School of Nursing	18	0	18
<b>TOTAL</b>	<b>131</b>	<b>7</b>	<b>138</b>

**Arkansas State Board of Nursing Statistics – FY2022 (July 1, 2021 – June 30, 2022)**

**CLINICAL NURSE SPECIALISTS RESIDING AND LICENSED IN ARKANSAS BY EMPLOYMENT SETTING AND EDUCATION LEVEL - 2022**

Employment	Certificate	Diploma	Associate	Bachelor	Master	Doctorate	Not Given	Total
Ambulatory Care Setting	0	0	0	0	32	2	0	34
Community Health	0	0	0	0	6	1	0	7
Correctional Facility	0	0	0	0	1	0	0	1
Dialysis Center	0	0	0	0	0	1	0	1
Home Health	0	0	0	0	2	0	0	2
Hospice	0	0	0	0	1	0	0	1
Hospital	0	0	0	0	32	13	0	45
No Entry	0	0	0	0	5	1	0	6
Nursing Home/Extended Care	0	0	0	0	3	0	0	3
Occupational Health	0	0	0	0	1	0	0	1
Other (Please specify)	0	0	0	0	18	0	0	18
School Health Service	0	0	0	0	1	0	0	1
School of Nursing	0	0	0	0	5	13	0	18
<b>TOTAL</b>	<b>0</b>	<b>0</b>	<b>0</b>	<b>0</b>	<b>107</b>	<b>31</b>	<b>0</b>	<b>138</b>

**CLINICAL NURSE SPECIALISTS RESIDING AND LICENSED IN ARKANSAS BY COUNTY AND EDUCATION LEVEL - 2022**

COUNTY	Certificate	Diploma	Associate	Bachelor	Master	Doctorate	Not Given	Total
Baxter	0	0	0	0	3	1	0	4
Benton	0	0	0	0	5	2	0	7
Boone	0	0	0	0	1	0	0	1
Carroll	0	0	0	0	1	0	0	1
Clay	0	0	0	0	1	0	0	1
Cleburne	0	0	0	0	2	0	0	2
Craighead	0	0	0	0	27	3	0	30
Crawford	0	0	0	0	1	0	0	1
Cross	0	0	0	0	0	1	0	1
Faulkner	0	0	0	0	4	1	0	5
Franklin	0	0	0	0	1	0	0	1
Garland	0	0	0	0	2	0	0	2
Grant	0	0	0	0	0	1	0	1
Greene	0	0	0	0	3	1	0	4
Independence	0	0	0	0	1	2	0	3
Jackson	0	0	0	0	1	0	0	1
Jefferson	0	0	0	0	0	1	0	1
Lawrence	0	0	0	0	1	0	0	1
Logan	0	0	0	0	1	0	0	1
Lonoke	0	0	0	0	1	2	0	3
Madison	0	0	0	0	1	0	0	1
Marion	0	0	0	0	1	0	0	1
Mississippi	0	0	0	0	1	0	0	1
Pike	0	0	0	0	1	0	0	1
Poinsett	0	0	0	0	4	0	0	4
Pulaski	0	0	0	0	15	6	0	21
Randolph	0	0	0	0	3	0	0	3
Saline	0	0	0	0	3	2	0	5
Sebastian	0	0	0	0	2	1	0	3
Stone	0	0	0	0	1	0	0	1
Union	0	0	0	0	0	1	0	1
Van Buren	0	0	0	0	15	3	0	18
Washington	0	0	0	0	4	2	0	6
White	0	0	0	0	0	1	0	1
<b>TOTAL</b>	<b>0</b>	<b>0</b>	<b>0</b>	<b>0</b>	<b>107</b>	<b>31</b>	<b>0</b>	<b>138</b>

**CLINICAL NURSE SPECIALISTS RESIDING AND LICENSED IN ARKANSAS BY COUNTY AND AGE - 2022**

COUNTY	20-29	30-39	40-49	50-59	Over 60	Total
Baxter	0	0	2	1	1	4
Benton	0	1	1	0	5	7
Boone	0	0	1	0	0	1
Carroll	0	0	0	0	1	1
Clay	0	1	0	0	0	1
Cleburne	0	0	0	1	1	2
Craighead	1	7	9	11	2	30
Crawford	0	0	0	1	0	1
Cross	0	0	0	0	1	1
Faulkner	0	0	1	2	2	5

*(continued)*

**Arkansas State Board of Nursing Statistics – FY2022 (July 1, 2021 – June 30, 2022)**

**CLINICAL NURSE SPECIALISTS RESIDING AND LICENSED IN ARKANSAS BY COUNTY AND AGE - 2022**

COUNTY	20-29	30-39	40-49	50-59	Over 60	Total
Franklin	0	0	0	0	1	1
Garland	0	0	0	0	2	2
Grant	0	0	1	0	0	1
Greene	0	1	2	1	0	4
Independence	0	0	2	1	0	3
Jackson	0	0	0	1	0	1
Jefferson	0	0	1	0	0	1
Lawrence	0	0	1	0	0	1
Logan	0	0	0	0	1	1
Lonoke	0	0	0	2	1	3
Madison	0	0	0	1	0	1
Marion	0	0	0	1	0	1
Mississippi	0	0	0	0	1	1
Pike	0	0	0	1	0	1
Poinsett	0	0	2	2	0	4
Pulaski	0	1	5	3	12	21
Randolph	0	1	0	0	2	3
Saline	0	1	0	2	2	5
Sebastian	0	0	0	1	2	3
Stone	0	1	0	0	0	1
Union	0	0	0	0	1	1
Van Buren	0	5	6	4	3	18
Washington	0	0	2	2	2	6
White	0	0	1	0	0	1
<b>TOTAL</b>	<b>1</b>	<b>19</b>	<b>37</b>	<b>38</b>	<b>43</b>	<b>138</b>

**CLINICAL NURSE SPECIALISTS RESIDING AND LICENSED IN ARKANSAS BY COUNTY AND EMPLOYMENT SETTING - 2022**

COUNTY	Ambulatory Care Setting	Community Health	Correctional Facility	Home Health	Hospital	Insurance Claims\Benefits	Nursing Home\Extended Care	Occupational Health	Other (Please specify)	Policy\Planning \Regulatory\Licensing Agency	Public Health	School Health Service	Assisted Living Facility	Hospice	School of Nursing	Dialysis Center	No Entry	Total
Baxter	0	1	0	0	2	0	0	0	0	0	0	0	0	0	1	0	0	4
Benton	3	1	0	0	1	0	0	0	0	0	0	0	0	0	0	0	2	7
Boone	0	0	0	0	1	0	0	0	0	0	0	0	0	0	0	0	0	1
Carroll	0	0	0	0	1	0	0	0	0	0	0	0	0	0	0	0	0	1
Clay	1	0	0	0	0	0	0	0	0	0	0	0	0	0	0	0	0	1
Cleburne	0	0	0	1	1	0	0	0	0	0	0	0	0	0	0	0	0	2
Craighead	11	1	0	1	10	0	0	0	3	0	0	0	0	0	3	1	0	30
Crawford	1	0	0	0	0	0	0	0	0	0	0	0	0	0	0	0	0	1
Cross	0	0	0	0	0	0	0	0	0	0	0	0	0	0	1	0	0	1
Faulkner	0	0	0	0	2	0	1	0	1	0	0	0	0	0	1	0	0	5
Franklin	0	0	0	0	0	0	0	0	1	0	0	0	0	0	0	0	0	1
Garland	0	0	0	0	0	0	0	0	2	0	0	0	0	0	0	0	0	2
Grant	0	0	0	0	0	0	0	0	0	0	0	0	0	0	1	0	0	1
Greene	0	0	0	0	2	0	0	0	1	0	0	1	0	0	0	0	0	4
Independence	0	0	0	0	1	0	0	0	1	0	0	0	0	0	1	0	0	3
Jackson	0	1	0	0	0	0	0	0	0	0	0	0	0	0	0	0	0	1
Jefferson	1	0	0	0	0	0	0	0	0	0	0	0	0	0	0	0	0	1
Lawrence	0	1	0	0	0	0	0	0	0	0	0	0	0	0	0	0	0	1
Logan	0	1	0	0	0	0	0	0	0	0	0	0	0	0	0	0	0	1
Lonoke	0	0	0	0	3	0	0	0	0	0	0	0	0	0	0	0	0	3
Madison	0	0	0	0	0	0	0	0	0	0	0	0	0	1	0	0	0	1
Marion	0	0	0	0	1	0	0	0	0	0	0	0	0	0	0	0	0	1
Mississippi	0	0	0	0	1	0	0	0	0	0	0	0	0	0	0	0	0	1
Pike	0	0	0	0	0	0	0	0	1	0	0	0	0	0	0	0	0	1
Poinsett	1	0	1	0	0	0	1	0	1	0	0	0	0	0	0	0	0	4
Pulaski	6	0	0	0	8	0	1	1	1	0	0	0	0	0	2	0	2	21
Randolph	0	0	0	0	2	0	0	0	1	0	0	0	0	0	0	0	0	3
Saline	2	0	0	0	2	0	0	0	0	0	0	0	0	0	1	0	0	5
Sebastian	2	0	0	0	1	0	0	0	0	0	0	0	0	0	0	0	0	3
Stone	0	0	0	0	0	0	0	0	1	0	0	0	0	0	0	0	0	1
Union	0	0	0	0	0	0	0	0	0	0	0	0	0	0	1	0	0	1
Washington	6	0	0	0	6	0	0	0	0	0	0	0	0	0	4	0	2	18
White	0	0	0	0	0	0	0	0	4	0	0	0	0	0	2	0	0	6
Woodruff	0	1	0	0	0	0	0	0	0	0	0	0	0	0	0	0	0	1
<b>TOTAL</b>	<b>34</b>	<b>7</b>	<b>1</b>	<b>2</b>	<b>45</b>	<b>0</b>	<b>3</b>	<b>1</b>	<b>18</b>	<b>0</b>	<b>0</b>	<b>1</b>	<b>0</b>	<b>1</b>	<b>18</b>	<b>1</b>	<b>6</b>	<b>138</b>



**Arkansas State Board of Nursing Statistics – FY2022 (July 1, 2021 – June 30, 2022)**

<b>REGISTERED NURSE PRACTITIONERS RESIDING AND LICENSED IN ARKANSAS BY COUNTY OF RESIDENCE - 2022</b>	
<b>COUNTY</b>	<b>Total</b>
Arkansas	2
Baxter	1
Benton	9
Carroll	2
Chicot	1
Clark	3
Cleburne	1
Columbia	2
Craighead	31
Crawford	1
Crittenden	4
Cross	3
Desha	1
Drew	1
Faulkner	15
Franklin	4
Fulton	1
Garland	19
Grant	2
Greene	6
Hempstead	1
Hot Spring	1
Howard	3
Independence	3
Jackson	3
Jefferson	6
Lawrence	4
Lonoke	9
Marion	1
Mississippi	2
Monroe	1
Ouachita	1
Perry	2
Phillips	1
Pike	2
Poinsett	2
Polk	1
Pope	6
Prairie	1
Pulaski	101
Randolph	4
Saline	27
Searcy	2
Sebastian	8
Sharp	1
Stone	2
Union	2
Washington	10
White	13
Yell	1
<b>TOTAL</b>	<b>330</b>

**Arkansas State Board of Nursing Statistics – FY2022 (July 1, 2021 – June 30, 2022)**

<b>REGISTERED NURSE PRACTITIONERS RESIDING AND LICENSED IN ARKANSAS BY EMPLOYMENT SETTING AND AGE - 2022</b>						
<b>EMPLOYMENT</b>	<b>20-29</b>	<b>30-39</b>	<b>40-49</b>	<b>50-59</b>	<b>Over 60</b>	<b>Total</b>
Ambulatory Care Setting	0	0	0	5	2	7
Community Health	0	0	1	19	31	51
Correctional Facility	0	0	0	2	8	10
Dialysis Center	0	0	0	1	1	2
Home Health	0	0	0	2	2	4
Hospice	0	0	0	1	5	6
Hospital	0	0	0	1	4	5
Insurance Claims/Benefits	0	0	0	44	35	79
No Entry	0	0	0	21	76	97
Nursing Home/Extended Care	0	0	0	1	7	8
Occupational Health	0	0	0	0	4	4
Other (Please specify)	0	0	0	14	19	33
Public Health	0	0	0	3	2	5
School Health Service	0	0	0	6	5	11
School of Nursing	0	0	1	2	5	8
<b>TOTAL</b>	<b>0</b>	<b>0</b>	<b>2</b>	<b>122</b>	<b>206</b>	<b>330</b>

<b>REGISTERED NURSE PRACTITIONERS RESIDING AND LICENSED IN ARKANSAS BY EMPLOYMENT SETTING AND GENDER - 2022</b>			
<b>EMPLOYMENT</b>	<b>Female</b>	<b>Male</b>	<b>Total</b>
Ambulatory Care Setting	7	0	7
Community Health	45	6	51
Correctional Facility	9	1	10
Dialysis Center	2	0	2
Home Health	4	0	4
Hospice	5	1	6
Hospital	5	0	5
Insurance Claims/Benefits	74	5	79
No Entry	91	6	97
Nursing Home/Extended Care	8	0	8
Occupational Health	3	1	4
Other (Please specify)	32	1	33
Public Health	5	0	5
School Health Service	11	0	11
School of Nursing	8	0	8
<b>TOTAL</b>	<b>309</b>	<b>21</b>	<b>330</b>

<b>REGISTERED NURSE PRACTITIONERS RESIDING AND LICENSED IN ARKANSAS BY EMPLOYMENT SETTING AND EDUCATION LEVEL - 2022</b>								
<b>EMPLOYMENT</b>	<b>Certificate</b>	<b>Diploma</b>	<b>Associate</b>	<b>Bachelor</b>	<b>Master</b>	<b>Doctorate</b>	<b>Not Given</b>	<b>Total</b>
Ambulatory Care Setting	0	0	0	6	1	0	0	7
Community Health	0	0	2	32	15	2	0	51
Correctional Facility	0	0	0	8	2	0	0	10
Dialysis Center	0	0	0	2	0	0	0	2
Home Health	0	0	0	2	2	0	0	4
Hospice	0	0	0	4	2	0	0	6
Hospital	0	0	0	3	2	0	0	5
Insurance Claims/Benefits	0	0	0	54	21	4	0	79
No Entry	1	2	8	60	23	3	0	97
Nursing Home/Extended Care	0	0	0	6	2	0	0	8
Occupational Health	0	0	0	2	2	0	0	4
Other (Please specify)	0	0	2	16	12	3	0	33
Public Health	0	0	1	3	1	0	0	5
School Health Service	0	0	0	8	3	0	0	11
School of Nursing	0	0	0	0	3	5	0	8
<b>TOTAL</b>	<b>1</b>	<b>2</b>	<b>13</b>	<b>206</b>	<b>91</b>	<b>17</b>	<b>0</b>	<b>330</b>

**Arkansas State Board of Nursing Statistics – FY2022 (July 1, 2021 – June 30, 2022)**

REGISTERED NURSE PRACTITIONERS RESIDING AND LICENSED IN ARKANSAS BY COUNTY AND EDUCATION LEVEL - 2022								
COUNTY	Certificate	Diploma	Associate	Bachelor	Master	Doctorate	Not Given	Total
Arkansas	0	0	0	1	1	0	0	2
Baxter	0	0	0	0	0	1	0	1
Benton	0	0	0	5	4	0	0	9
Carroll	0	0	0	2	0	0	0	2
Chicot	0	0	0	0	1	0	0	1
Clark	0	0	0	1	2	0	0	3
Cleburne	0	1	0	0	0	0	0	1
Columbia	0	0	0	2	0	0	0	2
Craighead	0	0	0	21	7	3	0	31
Crawford	0	0	0	0	1	0	0	1
Crittenden	0	0	1	0	3	0	0	4
Cross	0	0	0	2	0	1	0	3
Desha	0	0	0	0	1	0	0	1
Drew	0	0	0	0	1	0	0	1
Faulkner	0	0	0	10	4	1	0	15
Franklin	0	0	0	3	1	0	0	4
Fulton	0	0	1	0	0	0	0	1
Garland	0	0	0	11	7	1	0	19
Grant	0	0	0	2	0	0	0	2
Greene	0	0	1	4	1	0	0	6
Hempstead	0	0	0	0	1	0	0	1
Hot Spring	0	0	0	1	0	0	0	1
Howard	0	0	0	2	1	0	0	3
Independence	0	0	1	2	0	0	0	3
Jackson	0	0	0	2	1	0	0	3
Jefferson	0	0	1	2	2	1	0	6
Lawrence	0	0	1	3	0	0	0	4
Lonoke	0	0	2	6	0	1	0	9
Marion	0	0	0	1	0	0	0	1
Mississippi	0	0	0	1	1	0	0	2
Monroe	0	0	0	1	0	0	0	1
Ouachita	0	0	0	0	1	0	0	1
Perry	0	0	0	2	0	0	0	2
Phillips	0	0	0	1	0	0	0	1
Pike	0	0	0	1	1	0	0	2
Poinsett	0	0	0	2	0	0	0	2
Polk	0	0	0	0	0	1	0	1
Pope	0	0	0	3	1	2	0	6
Prairie	0	0	0	1	0	0	0	1
Pulaski	1	1	1	70	27	1	0	101
Randolph	0	0	0	4	0	0	0	4
Saline	0	0	1	20	6	0	0	27
Searcy	0	0	0	2	0	0	0	2
Sebastian	0	0	0	4	3	1	0	8
Sharp	0	0	0	0	1	0	0	1
Stone	0	0	0	1	1	0	0	2
Union	0	0	0	0	2	0	0	2
Washington	0	0	3	2	4	1	0	10
White	0	0	0	8	4	1	0	13
Yell	0	0	0	0	0	1	0	1
<b>TOTAL</b>	<b>1</b>	<b>2</b>	<b>13</b>	<b>206</b>	<b>91</b>	<b>17</b>	<b>0</b>	<b>330</b>

REGISTERED NURSE PRACTITIONERS RESIDING AND LICENSED IN ARKANSAS BY COUNTY AND AGE - 2022						
COUNTY	20-29	30-39	40-49	50-59	Over 60	Total
Arkansas	0	0	0	0	2	2
Baxter	0	0	0	1	0	1
Benton	0	0	1	2	6	9
Carroll	0	0	0	0	2	2
Chicot	0	0	0	0	1	1
Clark	0	0	0	2	1	3
Cleburne	0	0	0	0	1	1
Columbia	0	0	0	1	1	2
Craighead	0	0	0	20	11	31
Crawford	0	0	0	0	1	1
Crittenden	0	0	0	0	4	4
Cross	0	0	0	0	3	3

*(continued)*

**Arkansas State Board of Nursing Statistics – FY2022 (July 1, 2021 – June 30, 2022)**

REGISTERED NURSE PRACTITIONERS RESIDING AND LICENSED IN ARKANSAS BY COUNTY AND AGE - 2022						
COUNTY	20-29	30-39	40-49	50-59	Over 60	Total
Desha	0	0	0	0	1	1
Drew	0	0	0	0	1	1
Faulkner	0	0	0	8	7	15
Franklin	0	0	0	0	4	4
Fulton	0	0	0	0	1	1
Garland	0	0	0	6	13	19
Grant	0	0	0	1	1	2
Greene	0	0	0	2	4	6
Hempstead	0	0	0	0	1	1
Hot Spring	0	0	0	0	1	1
Howard	0	0	0	0	3	3
Independence	0	0	0	2	1	3
Jackson	0	0	0	2	1	3
Jefferson	0	0	0	3	3	6
Lawrence	0	0	0	2	2	4
Lonoke	0	0	0	3	6	9
Marion	0	0	0	1	0	1
Mississippi	0	0	0	2	0	2
Monroe	0	0	0	0	1	1
Ouachita	0	0	0	1	0	1
Perry	0	0	0	1	1	2
Phillips	0	0	0	0	1	1
Pike	0	0	0	1	1	2
Poinsett	0	0	0	2	0	2
Polk	0	0	0	0	1	1
Pope	0	0	1	1	4	6
Prairie	0	0	0	1	0	1
Pulaski	0	0	0	28	73	101
Randolph	0	0	0	3	1	4
Saline	0	0	0	11	16	27
Searcy	0	0	0	0	2	2
Sebastian	0	0	0	6	2	8
Sharp	0	0	0	0	1	1
Stone	0	0	0	1	1	2
Union	0	0	0	0	2	2
Washington	0	0	0	5	5	10
White	0	0	0	3	10	13
Yell	0	0	0	0	1	1
<b>TOTAL</b>	<b>0</b>	<b>0</b>	<b>2</b>	<b>122</b>	<b>206</b>	<b>330</b>

REGISTERED NURSE PRACTITIONERS RESIDING AND LICENSED IN ARKANSAS BY COUNTY AND EMPLOYMENT SETTING - 2022																		
COUNTY	Ambulatory Care Setting	Community Health	Correctional Facility	Home Health	Hospital	Insurance Claims\ Benefits	Nursing Home\ Extended Care	Occupational Health	Other (Please specify)	Policy\Planning \Regulatory\Licensing Agency	Public Health	School Health Service	Assisted Living Facility	Hospice	School of Nursing	Dialysis Center	No Entry	Total
Arkansas	1	1	0	0	0	0	0	0	0	0	0	0	0	0	0	0	0	2
Baxter	0	0	0	0	0	0	0	0	0	0	0	0	0	0	1	0	0	1
Benton	2	0	0	0	3	0	0	0	0	0	0	0	0	0	0	0	4	9
Carroll	0	0	0	0	0	0	0	1	0	0	0	0	0	0	0	0	1	2
Chicot	0	0	0	0	0	0	0	0	0	0	1	0	0	0	0	0	0	1
Clark	1	0	0	0	0	0	0	0	1	0	0	1	0	0	0	0	0	3
Cleburne	0	0	0	0	0	0	0	0	0	0	0	0	0	0	0	0	1	1
Columbia	0	0	0	0	0	0	0	0	0	0	0	0	0	0	0	0	2	2
Craighead	4	1	0	0	14	0	1	1	6	0	0	0	0	1	0	0	3	31
Crawford	1	0	0	0	0	0	0	0	0	0	0	0	0	0	0	0	0	1
Crittenden	0	0	0	0	0	0	0	0	2	0	0	0	0	0	0	0	2	4
Cross	0	0	0	0	0	0	0	0	0	0	0	0	0	0	1	0	2	3
Desha	1	0	0	0	0	0	0	0	0	0	0	0	0	0	0	0	0	1
Drew	0	0	0	0	0	0	0	0	0	0	0	0	0	0	0	0	1	1
Faulkner	2	0	0	0	6	1	0	1	0	0	0	1	0	0	0	0	4	15
Franklin	1	0	0	1	0	0	0	0	1	0	0	0	0	0	0	0	1	4
Fulton	1	0	0	0	0	0	0	0	0	0	0	0	0	0	0	0	0	1

*(continued)*

**Arkansas State Board of Nursing Statistics – FY2022 (July 1, 2021 – June 30, 2022)**

REGISTERED NURSE PRACTITIONERS RESIDING AND LICENSED IN ARKANSAS BY COUNTY AND EMPLOYMENT SETTING - 2022																		
COUNTY	Ambulatory Care Setting	Community Health	Correctional Facility	Home Health	Hospital	Insurance Claims\ Benefits	Nursing Home\ Extended Care	Occupational Health	Other (Please specify)	Policy\Planning \Regulatory\Licensing Agency	Public Health	School Health Service	Assisted Living Facility	Hospice	School of Nursing	Dialysis Center	No Entry	Total
Garland	2	0	1	0	6	0	0	0	2	0	0	1	0	0	0	1	6	19
Grant	1	0	0	0	1	0	0	0	0	0	0	0	0	0	0	0	0	2
Greene	2	0	0	0	1	0	0	0	1	0	0	0	0	0	0	0	2	6
Hempstead	1	0	0	0	0	0	0	0	0	0	0	0	0	0	0	0	0	1
Hot Spring	0	1	0	0	0	0	0	0	0	0	0	0	0	0	0	0	0	1
Howard	0	0	0	1	0	0	1	0	0	0	0	0	0	0	0	0	1	3
Independence	1	0	0	0	0	0	0	0	0	0	0	0	0	1	0	0	1	3
Jackson	1	1	0	0	0	0	0	0	0	0	0	0	0	0	0	0	1	3
Jefferson	0	0	1	0	1	0	0	0	0	0	0	1	0	0	0	0	3	6
Lawrence	0	0	0	0	1	0	0	0	0	0	1	0	0	0	0	0	2	4
Lonoke	0	0	0	0	2	0	0	0	2	0	1	1	0	0	1	0	2	9
Marion	0	0	0	0	0	0	0	0	0	0	1	0	0	0	0	0	0	1
Mississippi	0	0	0	0	0	0	0	0	1	0	0	0	0	0	0	0	1	2
Monroe	0	1	0	0	0	0	0	0	0	0	0	0	0	0	0	0	0	1
Ouachita	0	0	0	0	1	0	0	0	0	0	0	0	0	0	0	0	0	1
Perry	0	0	0	0	2	0	0	0	0	0	0	0	0	0	0	0	0	2
Phillips	0	0	0	0	0	0	0	0	0	0	0	0	0	0	0	0	1	1
Pike	0	0	0	0	0	0	0	0	1	0	0	0	0	0	0	0	1	2
Poinsett	0	0	0	0	1	0	0	0	0	0	0	0	0	0	0	0	1	2
Polk	0	0	0	0	0	0	0	0	0	0	0	0	0	0	0	0	1	1
Pope	0	0	0	0	0	0	1	0	1	0	0	0	0	2	2	0	0	6
Prairie	1	0	0	0	0	0	0	0	0	0	0	0	0	0	0	0	0	1
Pulaski	17	1	0	2	19	5	1	1	11	0	1	4	0	0	2	2	35	101
Randolph	1	0	0	0	1	0	1	0	0	0	0	1	0	0	0	0	0	4
Saline	6	0	0	0	9	0	3	0	2	0	0	1	0	1	0	0	5	27
Searcy	0	1	0	0	0	0	0	0	0	0	0	0	0	0	0	0	1	2
Sebastian	2	0	0	0	2	1	0	0	1	0	0	0	0	0	0	0	2	8
Sharp	0	0	0	1	0	0	0	0	0	0	0	0	0	0	0	0	0	1
Stone	0	1	0	0	0	0	0	0	0	0	0	0	0	0	0	0	1	2
Union	0	0	0	1	0	0	0	0	0	0	0	0	0	0	0	1	0	2
Washington	2	0	0	0	2	0	0	0	0	0	0	0	0	0	1	0	5	10
White	0	2	0	0	7	0	0	0	0	0	0	0	0	0	0	0	4	13
Yell	0	0	0	0	0	0	0	0	1	0	0	0	0	0	0	0	0	1
<b>TOTAL</b>	<b>51</b>	<b>10</b>	<b>2</b>	<b>6</b>	<b>79</b>	<b>7</b>	<b>8</b>	<b>4</b>	<b>33</b>	<b>0</b>	<b>5</b>	<b>11</b>	<b>0</b>	<b>5</b>	<b>8</b>	<b>4</b>	<b>97</b>	<b>330</b>

**Arkansas State Board of Nursing Statistics – FY2022 (July 1, 2021 – June 30, 2022)**

**REGISTERED NURSES RESIDING AND LICENSED IN ARKANSAS BY COUNTY OF RESIDENCE - 2022**

<b>COUNTY</b>	<b>Total</b>
Arkansas	184
Ashley	234
Baxter	723
Benton	2978
Boone	471
Bradley	116
Calhoun	35
Carroll	222
Chicot	109
Clark	262
Clay	154
Cleburne	332
Cleveland	165
Columbia	297
Conway	276
Craighead	2065
Crawford	693
Crittenden	593
Cross	279
Dallas	62
Desha	119
Drew	236
Faulkner	2377
Franklin	204
Fulton	196
Garland	1810
Grant	362
Greene	749
Hempstead	187
Hot Spring	478
Howard	170
Independence	575
Izard	246
Jackson	148
Jefferson	947
Johnson	161
Lafayette	72
Lawrence	220
Lee	77
Lincoln	164
Little River	160
Logan	234
Lonoke	1494
Madison	172
Marion	197
Miller	620
Mississippi	373
Monroe	67
Montgomery	119
Nevada	95
Newton	68
Ouachita	221
Perry	172
Phillips	180
Pike	137
Poinsett	218
Polk	208
Pope	699
Prairie	82
Pulaski	6921
Randolph	301
Saint Francis	228
Saline	3193
Scott	118
Searcy	100
Sebastian	1573

*(continued)*

**Arkansas State Board of Nursing Statistics – FY2022 (July 1, 2021 – June 30, 2022)**

**REGISTERED NURSES RESIDING AND LICENSED IN ARKANSAS BY COUNTY OF RESIDENCE - 2022**

Sevier	168
Sharp	268
Stone	164
Union	494
Van Buren	187
Washington	3030
White	1138
Woodruff	69
Yell	174
<b>TOTAL</b>	<b>43390</b>

**REGISTERED NURSES RESIDING AND LICENSED IN ARKANSAS BY EMPLOYMENT SETTING AND AGE - 2022**

<b>EMPLOYMENT</b>	<b>20-29</b>	<b>30-39</b>	<b>40-49</b>	<b>50-59</b>	<b>Over 60</b>	<b>Total</b>
Ambulatory Care Setting	202	1016	982	833	619	3652
Assisted Living Facility	16	35	49	28	44	172
Community Health	82	313	247	203	146	991
Correctional Facility	14	49	52	45	27	187
Dialysis Center	29	98	110	104	57	398
Home Health	77	334	358	310	268	1347
Hospice	45	202	209	172	173	801
Hospital	3350	5587	4411	3699	2478	19525
Insurance Claims/Benefits	12	135	199	187	130	663
No Entry	1715	1443	1019	1022	2833	8032
Nursing Home/Extended Care	142	393	375	314	297	1521
Occupational Health	14	46	54	64	50	228
Other (Please specify)	254	895	833	811	601	3394
Policy/Planning/Regulatory/Licensing Agency	2	11	17	31	24	85
Public Health	59	202	190	175	115	741
School Health Service	35	211	292	231	149	918
School of Nursing	27	149	179	182	198	735
<b>TOTAL</b>	<b>6075</b>	<b>11119</b>	<b>9576</b>	<b>8411</b>	<b>8209</b>	<b>43390</b>

**REGISTERED NURSES RESIDING AND LICENSED IN ARKANSAS BY EMPLOYMENT SETTING AND GENDER - 2022**

<b>EMPLOYMENT</b>	<b>Female</b>	<b>Male</b>	<b>Total</b>
Ambulatory Care Setting	3347	305	3652
Assisted Living Facility	156	16	172
Community Health	930	61	991
Correctional Facility	161	26	187
Dialysis Center	359	39	398
Home Health	1268	79	1347
Hospice	751	50	801
Hospital	16555	2970	19525
Insurance Claims/Benefits	632	31	663
No Entry	7182	850	8032
Nursing Home/Extended Care	1414	107	1521
Occupational Health	199	29	228
Other (Please specify)	3123	271	3394
Policy/Planning/Regulatory/Licensing Agency	79	6	85
Public Health	707	34	741
School Health Service	902	16	918
School of Nursing	701	34	735
<b>TOTAL</b>	<b>38466</b>	<b>4924</b>	<b>43390</b>

**REGISTERED NURSES RESIDING AND LICENSED IN ARKANSAS BY EMPLOYMENT SETTING AND EDUCATION LEVEL - 2022**

<b>EMPLOYMENT</b>	<b>Certificate</b>	<b>Diploma</b>	<b>Associate</b>	<b>Bachelor</b>	<b>Master</b>	<b>Doctorate</b>	<b>Not Given</b>	<b>Total</b>
Ambulatory Care Setting	24	320	944	1021	1228	115	0	3652
Assisted Living Facility	12	11	108	30	11	0	0	172
Community Health	24	70	323	234	312	28	0	991
Correctional Facility	17	25	79	30	36	0	0	187
Dialysis Center	3	42	217	109	25	2	0	398
Home Health	21	128	774	340	81	3	0	1347
Hospice	7	98	440	209	47	0	0	801

*(continued)*

**Arkansas State Board of Nursing Statistics – FY2022 (July 1, 2021 – June 30, 2022)**

**REGISTERED NURSES RESIDING AND LICENSED IN ARKANSAS BY EMPLOYMENT SETTING AND EDUCATION LEVEL - 2022**

<b>EMPLOYMENT</b>	<b>Certificate</b>	<b>Diploma</b>	<b>Associate</b>	<b>Bachelor</b>	<b>Master</b>	<b>Doctorate</b>	<b>Not Given</b>	<b>Total</b>
Hospital	144	1642	7509	7958	2085	187	0	19525
Insurance Claims/Benefits	4	134	246	245	33	1	0	663
No Entry	60	749	3568	3025	539	68	23	8032
Nursing Home/Extended Care	99	133	927	238	117	7	0	1521
Occupational Health	3	26	107	62	28	2	0	228
Other (Please specify)	44	326	1177	995	791	61	0	3394
Policy/Planning/Regulatory/Licensing Agency	0	12	33	27	12	1	0	85
Public Health	24	61	331	217	103	5	0	741
School Health Service	4	110	401	361	41	1	0	918
School of Nursing	3	11	69	154	314	184	0	735
<b>TOTAL</b>	<b>493</b>	<b>3898</b>	<b>17253</b>	<b>15255</b>	<b>5803</b>	<b>665</b>	<b>23</b>	<b>43390</b>

**REGISTERED NURSES RESIDING AND LICENSED IN ARKANSAS BY COUNTY AND EDUCATION LEVEL - 2022**

<b>COUNTY</b>	<b>Certificate</b>	<b>Diploma</b>	<b>Associate</b>	<b>Bachelor</b>	<b>Master</b>	<b>Doctorate</b>	<b>Not Given</b>	<b>Total</b>
Arkansas	0	29	89	44	20	2	0	184
Ashley	5	25	71	116	15	1	1	234
Baxter	6	29	375	190	111	12	0	723
Benton	9	140	1229	1129	412	52	7	2978
Boone	9	9	285	105	63	0	0	471
Bradley	0	29	39	31	16	1	0	116
Calhoun	1	3	16	10	5	0	0	35
Carroll	2	7	114	71	27	1	0	222
Chicot	0	16	37	44	9	3	0	109
Clark	1	12	103	106	38	2	0	262
Clay	3	0	100	28	22	1	0	154
Cleburne	4	38	151	95	41	3	0	332
Cleveland	0	53	51	42	19	0	0	165
Columbia	2	6	160	89	33	7	0	297
Conway	8	38	92	103	31	4	0	276
Craighead	37	47	820	767	354	39	1	2065
Crawford	5	15	358	239	69	7	0	693
Crittenden	6	40	254	207	72	14	0	593
Cross	1	12	168	63	32	3	0	279
Dallas	2	5	26	22	6	1	0	62
Desha	2	17	36	51	12	1	0	119
Drew	9	34	68	87	34	4	0	236
Faulkner	26	328	617	1043	331	32	0	2377
Franklin	2	5	103	68	24	2	0	204
Fulton	6	6	123	36	24	1	0	196
Garland	10	131	878	517	255	19	0	1810
Grant	1	84	115	117	42	3	0	362
Greene	11	13	385	212	114	13	1	749
Hempstead	5	5	86	60	29	2	0	187
Hot Spring	6	40	245	125	58	4	0	478
Howard	4	3	89	61	11	1	1	170
Independence	12	19	328	119	90	7	0	575
Izard	12	13	151	38	31	1	0	246
Jackson	5	10	92	25	16	0	0	148
Jefferson	10	213	293	284	130	17	0	947
Johnson	1	9	68	65	14	4	0	161
Lafayette	2	1	40	23	6	0	0	72
Lawrence	7	1	134	50	26	2	0	220
Lee	0	1	55	15	6	0	0	77
Lincoln	1	41	60	42	17	3	0	164
Little River	7	2	93	37	20	0	1	160
Logan	2	7	102	94	26	3	0	234
Lonoke	13	229	479	590	162	20	1	1494
Madison	2	11	85	53	18	2	1	172
Marion	2	9	113	44	25	4	0	197
Miller	15	8	339	177	75	5	1	620
Mississippi	12	5	249	66	41	0	0	373
Monroe	0	3	39	16	8	1	0	67
Montgomery	2	6	74	30	7	0	0	119
Nevada	3	2	52	33	5	0	0	95
Newton	0	4	36	21	7	0	0	68
Ouachita	10	18	116	55	22	0	0	221

*(continued)*



**Arkansas State Board of Nursing Statistics – FY2022 (July 1, 2021 – June 30, 2022)**

**REGISTERED NURSES RESIDING AND LICENSED IN ARKANSAS BY COUNTY AND EDUCATION LEVEL - 2022**

COUNTY	Certificate	Diploma	Associate	Bachelor	Master	Doctorate	Not Given	Total
Perry	1	26	61	64	19	1	0	172
Phillips	3	1	112	41	20	3	0	180
Pike	2	7	61	51	16	0	0	137
Poinsett	10	7	110	66	25	0	0	218
Polk	12	4	122	46	21	3	0	208
Pope	6	44	189	357	85	18	0	699
Prairie	2	14	34	25	7	0	0	82
Pulaski	42	966	1799	2907	1051	156	0	6921
Randolph	6	3	197	55	39	1	0	301
Saint Francis	4	5	159	34	23	3	0	228
Saline	24	592	950	1112	463	52	0	3193
Scott	1	5	76	27	9	0	0	118
Searcy	1	2	59	26	11	1	0	100
Sebastian	9	38	702	625	171	28	0	1573
Sevier	7	2	102	35	21	1	0	168
Sharp	8	8	156	64	29	3	0	268
Stone	4	9	101	40	9	1	0	164
Union	11	25	284	117	50	7	0	494
Van Buren	8	24	78	56	21	0	0	187
Washington	16	196	1058	1248	448	58	6	3030
White	12	75	463	409	156	21	2	1138
Woodruff	0	1	32	24	10	2	0	69
Yell	3	13	67	71	18	2	0	174
<b>TOTAL</b>	<b>493</b>	<b>3898</b>	<b>17253</b>	<b>15255</b>	<b>5803</b>	<b>665</b>	<b>23</b>	<b>43390</b>

**REGISTERED NURSES RESIDING AND LICENSED IN ARKANSAS BY COUNTY AND AGE - 2022**

COUNTY	20-29	30-39	40-49	50-59	Over 60	Total
Arkansas	27	41	40	42	34	184
Ashley	48	44	49	58	35	234
Baxter	57	158	148	163	197	723
Benton	396	765	697	542	578	2978
Boone	76	107	104	87	97	471
Bradley	12	32	27	23	22	116
Calhoun	4	10	8	7	6	35
Carroll	27	39	30	48	78	222
Chicot	14	25	25	24	21	109
Clark	42	71	62	48	39	262
Clay	23	43	26	34	28	154
Cleburne	41	60	75	76	80	332
Cleveland	26	29	40	44	26	165
Columbia	46	64	63	69	55	297
Conway	43	83	58	48	44	276
Craighead	327	609	466	359	304	2065
Crawford	95	142	154	142	160	693
Crittenden	59	138	157	123	116	593
Cross	27	77	75	46	54	279
Dallas	9	14	15	12	12	62
Desha	21	32	25	18	23	119
Drew	41	59	51	46	39	236
Faulkner	394	753	517	381	332	2377
Franklin	22	48	50	29	55	204
Fulton	22	47	48	47	32	196
Garland	200	356	384	406	464	1810
Grant	65	89	91	88	29	362
Greene	87	210	204	135	113	749
Hempstead	25	47	41	41	33	187
Hot Spring	69	119	111	109	70	478
Howard	29	34	43	37	27	170
Independence	69	158	165	104	79	575
Izard	28	41	68	40	69	246
Jackson	23	38	29	29	29	148
Jefferson	127	210	225	201	184	947
Johnson	25	39	39	26	32	161
Lafayette	18	21	14	12	7	72
Lawrence	32	53	54	50	31	220
Lee	11	17	16	18	15	77

*(continued)*

**Arkansas State Board of Nursing Statistics – FY2022 (July 1, 2021 – June 30, 2022)**

**REGISTERED NURSES RESIDING AND LICENSED IN ARKANSAS BY COUNTY AND AGE - 2022**

COUNTY	20-29	30-39	40-49	50-59	Over 60	Total
Lincoln	31	43	34	31	25	164
Little River	23	45	43	23	26	160
Logan	34	49	42	57	52	234
Lonoke	211	404	345	284	250	1494
Madison	23	42	36	39	32	172
Marion	14	32	38	50	63	197
Miller	81	167	150	139	83	620
Mississippi	58	101	95	59	60	373
Monroe	9	15	14	16	13	67
Montgomery	13	26	24	29	27	119
Nevada	12	14	30	21	18	95
Newton	12	10	12	10	24	68
Ouachita	26	58	46	45	46	221
Perry	31	44	32	36	29	172
Phillips	20	32	46	46	36	180
Pike	17	24	39	34	23	137
Poinsett	38	43	56	48	33	218
Polk	32	49	45	40	42	208
Pope	121	191	135	134	118	699
Prairie	10	26	17	17	12	82
Pulaski	934	1831	1335	1293	1528	6921
Randolph	40	97	75	57	32	301
Saint Francis	35	45	37	51	60	228
Saline	462	923	762	595	451	3193
Scott	18	26	29	20	25	118
Searcy	7	24	27	21	21	100
Sebastian	232	359	321	344	317	1573
Sevier	23	56	33	31	25	168
Sharp	24	72	68	50	54	268
Stone	16	39	28	41	40	164
Union	68	120	102	93	111	494
Van Buren	28	32	39	45	43	187
Washington	467	813	641	518	591	3030
White	166	283	251	230	208	1138
Woodruff	11	15	16	15	12	69
Yell	21	47	39	37	30	174
<b>TOTAL</b>	<b>6075</b>	<b>11119</b>	<b>9576</b>	<b>8411</b>	<b>8209</b>	<b>43390</b>

**REGISTERED NURSES RESIDING AND LICENSED IN ARKANSAS BY COUNTY AND EMPLOYMENT SETTING - 2022**

COUNTY	Ambulatory Care Setting	Community Health	Correctional Facility	Home Health	Hospital	Insurance Claims	Nursing Home\ Extended Care	Occupational Health	Other (Please specify)	Policy Planning \Regulatory Lic ensing Agency	Public Health	School Health Service	Assisted Living Facility	Hospice	School of Nursing	Dialysis Center	No Entry	Total
Arkansas	23	5	1	9	69	2	12	2	11	0	5	6	0	1	4	2	32	184
Ashley	8	4	1	11	120	4	3	1	15	1	4	9	2	3	6	8	34	234
Baxter	56	20	1	30	327	3	24	4	70	1	17	6	6	13	13	7	125	723
Benton	327	55	2	83	1244	25	76	27	236	1	30	74	17	52	40	23	666	2978
Boone	39	11	0	20	162	1	41	4	39	1	9	12	2	10	12	5	103	471
Bradley	3	4	0	12	39	1	4	0	14	0	4	4	1	2	3	3	22	116
Calhoun	2	1	0	6	10	0	1	0	7	0	2	2	0	0	0	1	3	35
Carroll	16	6	0	10	80	1	9	5	11	0	6	8	1	5	4	0	60	222
Chicot	3	6	1	5	50	0	10	1	6	0	3	0	1	1	1	2	19	109
Clark	16	4	2	9	103	1	26	1	26	0	3	12	2	4	6	1	46	262
Clay	9	3	0	10	72	0	13	0	10	1	5	3	0	2	1	0	25	154
Cleburne	21	9	0	8	151	4	13	1	25	1	6	14	0	3	5	2	69	332
Cleveland	12	11	3	10	56	6	14	1	12	0	2	6	0	5	1	1	25	165
Columbia	18	5	0	18	101	3	21	2	15	0	9	10	1	13	13	3	65	297
Conway	10	7	2	11	123	4	14	4	26	1	2	5	1	13	8	0	45	276
Craighead	178	62	7	52	1020	13	41	9	191	2	27	34	5	47	37	20	320	2065
Crawford	59	12	2	20	282	15	32	6	65	2	9	24	4	12	14	7	128	693
Crittenden	55	25	3	21	268	4	35	1	36	0	12	12	3	3	3	22	90	593
Cross	13	11	9	20	108	3	8	1	10	1	5	10	0	6	7	8	59	279
Dallas	1	1	2	3	27	0	5	0	5	0	1	1	0	1	3	1	11	62
Desha	8	11	0	5	43	1	5	1	8	0	6	7	0	1	4	0	19	119
Drew	10	17	6	11	84	2	8	1	13	1	4	3	2	10	7	4	53	236

*(continued)*

**Arkansas State Board of Nursing Statistics – FY2022 (July 1, 2021 – June 30, 2022)**

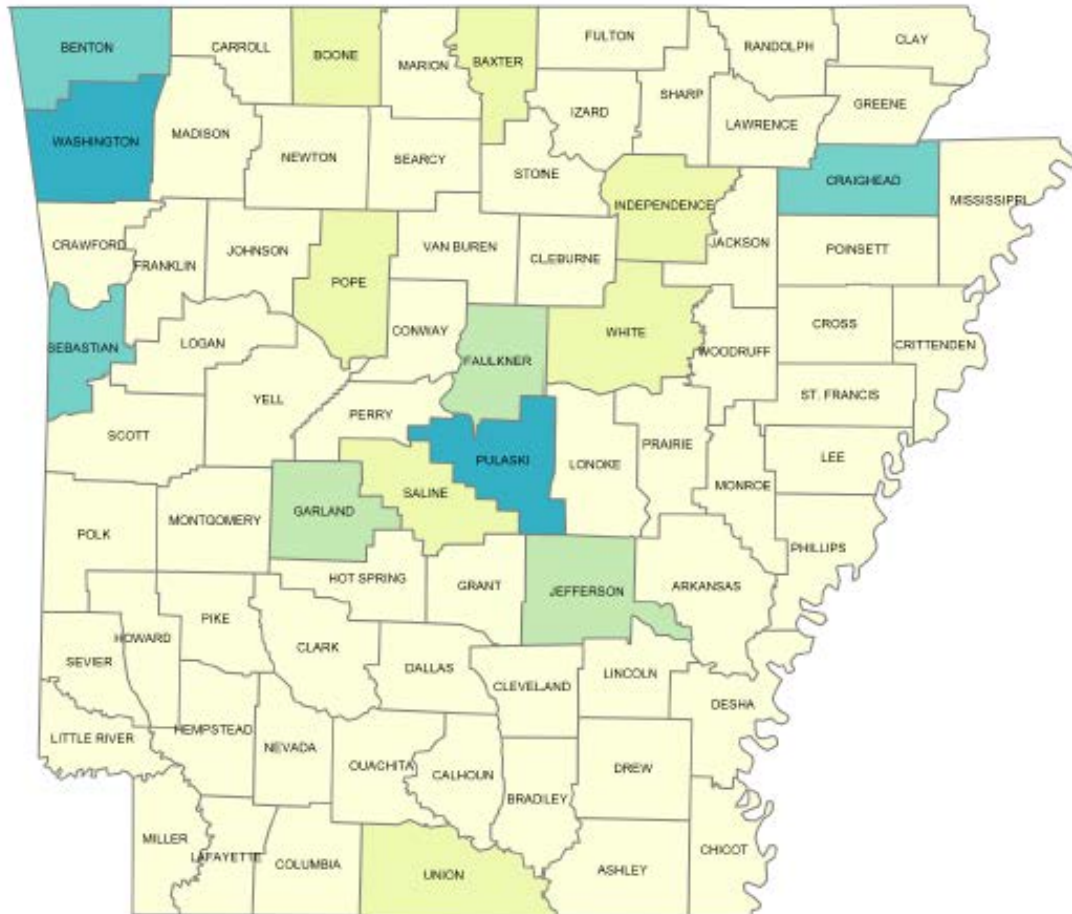
**REGISTERED NURSES RESIDING AND LICENSED IN ARKANSAS BY COUNTY AND EMPLOYMENT SETTING - 2022**

COUNTY	Ambulatory Care Setting	Community Health	Correctional Facility	Home Health	Hospital	Insurance Claims	Nursing Home\ Extended Care	Occupational Health	Other (Please specify)	Policy\Planning \Regulatory\Licensing Agency	Public Health	School Health Service	Assisted Living Facility	Hospice	School of Nursing	Dialysis Center	No Entry	Total
Faulkner	242	41	2	43	1134	60	83	10	173	7	38	34	11	46	34	6	413	2377
Franklin	10	4	0	8	84	2	17	1	25	1	5	4	0	6	1	1	35	204
Fulton	8	6	0	29	78	1	11	2	17	0	2	3	1	5	2	1	30	196
Garland	138	35	15	48	789	27	48	4	158	2	13	24	8	57	31	15	398	1810
Grant	45	4	1	11	168	15	9	1	29	1	9	8	3	3	5	3	47	362
Greene	55	22	1	21	351	7	25	0	87	2	17	20	7	11	10	6	107	749
Hempstead	12	10	1	12	65	4	12	3	13	0	10	5	2	5	2	3	28	187
Hot Spring	31	10	7	18	225	9	21	0	30	1	10	6	3	8	11	10	78	478
Howard	3	4	1	14	79	1	12	4	7	0	3	4	0	4	5	1	28	170
Independence	35	3	4	21	272	2	31	3	66	1	13	12	1	9	12	4	86	575
Izard	16	5	2	16	98	3	18	0	20	1	6	4	1	8	6	0	42	246
Jackson	10	4	4	4	61	0	6	1	14	0	2	3	1	2	4	2	30	148
Jefferson	77	32	31	23	416	16	27	6	54	0	21	22	4	11	16	23	168	947
Johnson	5	7	0	7	68	1	7	1	13	0	6	3	1	3	6	2	31	161
Lafayette	6	2	0	3	30	0	2	0	6	0	2	3	0	1	3	2	12	72
Lawrence	11	12	2	11	96	2	13	1	16	0	5	5	0	5	4	1	36	220
Lee	3	3	0	8	31	0	4	0	6	0	3	1	1	1	2	7	7	77
Lincoln	10	6	5	11	61	7	6	2	13	0	3	2	0	3	5	1	29	164
Little River	6	3	0	16	59	1	8	1	12	0	9	4	1	9	6	0	25	160
Logan	11	6	0	11	94	3	15	3	20	1	5	9	4	1	2	1	48	234
Lonoke	133	16	2	22	773	42	46	3	93	3	20	40	6	19	14	7	255	1494
Madison	6	7	1	5	63	2	9	2	14	0	10	4	4	4	2	4	35	172
Marion	14	7	0	8	87	3	13	1	11	0	6	3	1	4	5	0	34	197
Miller	47	9	4	40	262	13	16	3	42	1	7	14	1	24	12	11	114	620
Mississippi	20	10	2	13	157	0	22	6	25	1	11	12	2	8	7	7	70	373
Monroe	5	5	1	3	27	0	1	0	4	0	4	1	0	1	0	0	15	67
Montgomery	8	2	0	2	53	1	12	1	7	0	2	2	1	5	0	0	23	119
Nevada	2	1	0	3	37	2	8	1	10	0	6	6	1	2	0	3	13	95
Newton	5	1	0	5	19	0	8	1	7	1	3	1	0	0	1	1	15	68
Quachita	7	8	1	14	88	0	21	2	18	1	3	12	0	7	2	6	31	221
Perry	8	6	0	8	71	8	9	1	18	1	3	1	0	7	0	1	30	172
Phillips	6	12	1	11	68	1	9	0	8	0	8	6	0	3	8	5	34	180
Pike	5	3	1	10	55	0	9	2	8	0	7	3	0	2	3	0	29	137
Poinsett	16	7	2	9	75	4	16	0	30	1	10	4	0	6	0	7	31	218
Polk	8	12	0	12	90	0	12	0	12	0	5	2	3	8	3	2	39	208
Pope	43	19	1	26	278	5	40	7	49	1	24	26	2	30	18	5	125	699
Prairie	13	2	0	0	31	2	9	0	6	0	3	2	0	1	0	1	12	82
Pulaski	699	85	20	84	3406	155	118	21	497	20	71	109	15	63	103	36	1419	6921
Randolph	15	25	2	23	104	1	29	2	19	0	10	8	2	5	8	9	39	301
Saint Francis	8	5	7	20	87	2	14	0	9	0	3	3	2	7	6	6	49	228
Saline	328	57	10	52	1699	81	64	10	259	14	43	52	9	36	37	12	430	3193
Scott	3	3	0	9	49	2	8	2	6	0	3	4	1	2	1	1	24	118
Searcy	4	11	0	10	33	2	5	0	7	0	2	1	0	2	2	0	21	100
Sebastian	110	36	5	43	720	29	53	11	112	3	18	25	5	37	24	18	324	1573
Sevier	6	9	0	16	59	1	14	4	18	0	9	3	1	3	1	0	24	168
Sharp	13	10	1	26	112	1	13	0	20	0	16	3	1	5	3	1	43	268
Stone	4	3	0	19	68	1	10	0	14	0	2	3	3	3	2	0	32	164
Union	48	5	1	14	190	1	43	4	40	0	8	10	2	15	12	11	90	494
Van Buren	9	5	0	8	75	5	12	0	11	0	6	2	0	5	1	0	48	187
Washington	335	69	4	59	1286	27	51	21	287	2	38	80	6	52	58	18	637	3030
White	85	25	3	35	515	16	26	3	87	5	17	28	7	23	40	14	209	1138
Woodruff	6	6	0	3	20	1	2	0	7	0	6	1	0	1	0	2	14	69
Yell	12	1	0	16	70	1	9	5	9	1	4	9	0	6	3	1	27	174
<b>TOTAL</b>	<b>3652</b>	<b>991</b>	<b>187</b>	<b>1347</b>	<b>19525</b>	<b>663</b>	<b>1521</b>	<b>228</b>	<b>3394</b>	<b>85</b>	<b>741</b>	<b>918</b>	<b>172</b>	<b>801</b>	<b>735</b>	<b>398</b>	<b>8032</b>	<b>43390</b>

**REGISTERED NURSES HEAT MAP OF NURSES BY COUNTY**

July 1, 2021 – June 30, 2022

The map shows the RN workforce of nurses per county based on employment zip code.



**Arkansas State Board of Nursing Statistics – FY2022 (July 1, 2021 – June 30, 2022)**

**LICENSED PRACTICAL NURSES RESIDING AND LICENSED IN ARKANSAS BY COUNTY OF RESIDENCE - 2022**

<b>COUNTY</b>	<b>Total</b>
Arkansas	84
Ashley	193
Baxter	259
Benton	608
Boone	171
Bradley	101
Calhoun	32
Carroll	56
Chicot	45
Clark	112
Clay	94
Cleburne	124
Cleveland	60
Columbia	111
Conway	119
Craighead	630
Crawford	338
Crittenden	175
Cross	98
Dallas	53
Desha	81
Drew	139
Faulkner	551
Franklin	135
Fulton	107
Garland	525
Grant	113
Greene	237
Hempstead	134
Hot Spring	248
Howard	129
Independence	243
Izard	162
Jackson	113
Jefferson	310
Johnson	90
Lafayette	59
Lawrence	134
Lee	31
Lincoln	61
Little River	111
Logan	161
Lonoke	329
Madison	59
Marion	62
Miller	254
Mississippi	189
Monroe	24
Montgomery	54
Nevada	57
Newton	29
Ouachita	190
Perry	67
Phillips	63
Pike	65
Poinsett	152
Polk	151
Pope	233
Prairie	36
Pulaski	1194
Randolph	118
Saint Francis	85
Saline	584
Scott	77
Searcy	51
Sebastian	443

*(continued)*

**Arkansas State Board of Nursing Statistics – FY2022 (July 1, 2021 – June 30, 2022)**

**LICENSED PRACTICAL NURSES RESIDING AND LICENSED IN ARKANSAS BY COUNTY OF RESIDENCE - 2022**

COUNTY	Total
Sevier	137
Sharp	195
Stone	86
Union	352
Van Buren	115
Washington	638
White	371
Woodruff	34
Yell	86
<b>TOTAL</b>	<b>13917</b>

**LICENSED PRACTICAL NURSES RESIDING AND LICENSED IN ARKANSAS BY EMPLOYMENT SETTING AND AGE - 2022**

EMPLOYMENT	20-29	30-39	40-49	50-59	Over 60	Total
Ambulatory Care Setting	55	157	175	168	136	691
Assisted Living Facility	60	131	125	106	62	484
Community Health	123	221	166	165	98	773
Correctional Facility	39	65	64	58	45	271
Dialysis Center	7	21	20	17	8	73
Home Health	65	181	165	135	85	631
Hospice	7	19	29	20	9	84
Hospital	261	322	295	283	246	1407
Insurance Claims/Benefits	1	34	29	30	25	119
No Entry	759	794	598	500	759	3410
Nursing Home/Extended Care	452	852	810	682	508	3304
Occupational Health	3	24	23	29	21	100
Other (Please specify)	213	429	440	341	281	1704
Policy/Planning/Regulatory/Licensing Agency	0	1	1	1	0	3
Public Health	106	188	131	91	49	565
School Health Service	8	62	78	66	55	269
School of Nursing	3	4	7	4	11	29
<b>TOTAL</b>	<b>2162</b>	<b>3505</b>	<b>3156</b>	<b>2696</b>	<b>2398</b>	<b>13917</b>

**LICENSED PRACTICAL NURSES RESIDING AND LICENSED IN ARKANSAS BY EMPLOYMENT SETTING AND GENDER - 2022**

EMPLOYMENT	Female	Male	Total
Ambulatory Care Setting	648	43	691
Assisted Living Facility	448	36	484
Community Health	729	44	773
Correctional Facility	242	29	271
Dialysis Center	69	4	73
Home Health	597	34	631
Hospice	79	5	84
Hospital	1231	176	1407
Insurance Claims/Benefits	111	8	119
No Entry	3137	273	3410
Nursing Home/Extended Care	3042	262	3304
Occupational Health	87	13	100
Other (Please specify)	1634	70	1704
Policy/Planning/Regulatory/Licensing Agency	3	0	3
Public Health	548	17	565
School Health Service	264	5	269
School of Nursing	27	2	29
<b>TOTAL</b>	<b>12896</b>	<b>1021</b>	<b>13917</b>

**Arkansas State Board of Nursing Statistics – FY2022 (July 1, 2021 – June 30, 2022)**

**LICENSED PRACTICAL NURSES RESIDING AND LICENSED IN ARKANSAS BY EMPLOYMENT SETTING AND EDUCATION LEVEL - 2022**

<b>EMPLOYMENT</b>	<b>Certificate</b>	<b>Diploma</b>	<b>Associate</b>	<b>Bachelor</b>	<b>Master</b>	<b>Doctorate</b>	<b>Not Given</b>	<b>Total</b>
Ambulatory Care Setting	566	84	38	2	1	0	0	691
Assisted Living Facility	357	64	61	2	0	0	0	484
Community Health	630	71	67	5	0	0	0	773
Correctional Facility	211	28	31	0	1	0	0	271
Dialysis Center	58	7	7	1	0	0	0	73
Home Health	512	59	55	5	0	0	0	631
Hospice	65	8	10	1	0	0	0	84
Hospital	1085	129	176	14	2	1	0	1407
Insurance Claims/Benefits	94	19	5	1	0	0	0	119
No Entry	2954	212	228	11	1	0	4	3410
Nursing Home/Extended Care	2561	379	359	3	0	2	0	3304
Occupational Health	89	4	7	0	0	0	0	100
Other (Please specify)	1364	186	140	11	3	0	0	1704
Policy/Planning/Regulatory/Licensing Agency	2	0	1	0	0	0	0	3
Public Health	449	53	60	2	1	0	0	565
School Health Service	221	21	23	4	0	0	0	269
School of Nursing	25	3	1	0	0	0	0	29
<b>TOTAL</b>	<b>11243</b>	<b>1327</b>	<b>1269</b>	<b>62</b>	<b>9</b>	<b>3</b>	<b>4</b>	<b>13917</b>

**LICENSED PRACTICAL NURSES RESIDING AND LICENSED IN ARKANSAS BY COUNTY AND EDUCATION LEVEL - 2022**

<b>COUNTY</b>	<b>Certificate</b>	<b>Diploma</b>	<b>Associate</b>	<b>Bachelor</b>	<b>Master</b>	<b>Doctorate</b>	<b>Not Given</b>	<b>Total</b>
Arkansas	73	10	1	0	0	0	0	84
Ashley	161	14	17	1	0	0	0	193
Baxter	229	13	17	0	0	0	0	259
Benton	517	58	31	0	1	0	1	608
Boone	149	12	10	0	0	0	0	171
Bradley	84	9	7	1	0	0	0	101
Calhoun	28	3	1	0	0	0	0	32
Carroll	46	4	6	0	0	0	0	56
Chicot	37	3	5	0	0	0	0	45
Clark	93	9	10	0	0	0	0	112
Clay	81	6	7	0	0	0	0	94
Cleburne	101	14	8	1	0	0	0	124
Cleveland	47	7	6	0	0	0	0	60
Columbia	92	7	11	0	0	0	1	111
Conway	97	13	9	0	0	0	0	119
Craighead	519	52	52	5	2	0	0	630
Crawford	255	23	59	1	0	0	0	338
Crittenden	137	25	12	1	0	0	0	175
Cross	81	9	8	0	0	0	0	98
Dallas	38	10	5	0	0	0	0	53
Desha	70	4	7	0	0	0	0	81
Drew	115	8	16	0	0	0	0	139
Faulkner	415	89	44	2	1	0	0	551
Franklin	95	6	34	0	0	0	0	135
Fulton	85	10	12	0	0	0	0	107
Garland	429	53	41	2	0	0	0	525
Grant	89	17	6	0	1	0	0	113
Greene	200	12	22	2	0	0	1	237
Hempstead	111	5	18	0	0	0	0	134
Hot Spring	194	29	25	0	0	0	0	248
Howard	109	6	14	0	0	0	0	129
Independence	190	19	33	1	0	0	0	243
Izard	131	9	20	0	2	0	0	162
Jackson	95	10	8	0	0	0	0	113
Jefferson	231	37	41	1	0	0	0	310
Johnson	63	5	21	1	0	0	0	90
Lafayette	50	2	6	1	0	0	0	59
Lawrence	109	8	15	1	1	0	0	134
Lee	27	2	2	0	0	0	0	31
Lincoln	37	9	11	4	0	0	0	61
Little River	99	2	10	0	0	0	0	111
Logan	108	17	36	0	0	0	0	161
Lonoke	263	45	18	3	0	0	0	329
Madison	51	6	2	0	0	0	0	59
Marion	54	2	5	0	0	1	0	62

*(continued)*

**Arkansas State Board of Nursing Statistics – FY2022 (July 1, 2021 – June 30, 2022)**

**LICENSED PRACTICAL NURSES RESIDING AND LICENSED IN ARKANSAS BY COUNTY AND EDUCATION LEVEL - 2022**

COUNTY	Certificate	Diploma	Associate	Bachelor	Master	Doctorate	Not Given	Total
Miller	230	7	16	0	0	1	0	254
Mississippi	167	7	14	1	0	0	0	189
Monroe	19	3	2	0	0	0	0	24
Montgomery	43	6	3	2	0	0	0	54
Nevada	47	3	7	0	0	0	0	57
Newton	24	3	2	0	0	0	0	29
Ouachita	163	15	12	0	0	0	0	190
Perry	43	18	5	1	0	0	0	67
Phillips	52	3	8	0	0	0	0	63
Pike	57	3	5	0	0	0	0	65
Poinsett	133	4	14	1	0	0	0	152
Polk	126	10	14	1	0	0	0	151
Pope	176	25	32	0	0	0	0	233
Prairie	28	2	6	0	0	0	0	36
Pulaski	883	208	87	14	1	1	0	1194
Randolph	95	9	14	0	0	0	0	118
Saint Francis	75	5	5	0	0	0	0	85
Saline	427	102	50	5	0	0	0	584
Scott	63	6	8	0	0	0	0	77
Searcy	43	4	4	0	0	0	0	51
Sebastian	357	30	54	2	0	0	0	443
Sevier	123	3	11	0	0	0	0	137
Sharp	151	17	26	1	0	0	0	195
Stone	68	9	8	1	0	0	0	86
Union	294	27	29	2	0	0	0	352
Van Buren	99	8	8	0	0	0	0	115
Washington	555	43	37	2	0	0	1	638
White	318	26	27	0	0	0	0	371
Woodruff	30	2	2	0	0	0	0	34
Yell	69	6	10	1	0	0	0	86
<b>TOTAL</b>	<b>11243</b>	<b>1327</b>	<b>1269</b>	<b>62</b>	<b>9</b>	<b>3</b>	<b>4</b>	<b>13917</b>

**LICENSED PRACTICAL NURSES RESIDING AND LICENSED IN ARKANSAS BY COUNTY AND AGE - 2022**

COUNTY	20-29	30-39	40-49	50-59	Over 60	Total
Arkansas	10	13	14	20	27	84
Ashley	37	53	41	42	20	193
Baxter	40	68	60	37	54	259
Benton	65	172	143	114	114	608
Boone	33	43	34	32	29	171
Bradley	9	26	26	27	13	101
Calhoun	5	6	6	5	10	32
Carroll	11	13	10	12	10	56
Chicot	2	9	7	16	11	45
Clark	18	26	22	21	25	112
Clay	12	19	20	19	24	94
Cleburne	13	20	31	32	28	124
Cleveland	3	17	19	12	9	60
Columbia	14	35	29	19	14	111
Conway	16	30	18	30	25	119
Craighead	141	163	126	113	87	630
Crawford	38	78	100	73	49	338
Crittenden	14	43	42	37	39	175
Cross	20	26	22	17	13	98
Dallas	8	12	10	14	9	53
Desha	12	23	19	15	12	81
Drew	24	46	36	25	8	139
Faulkner	92	151	125	107	76	551
Franklin	26	36	29	25	19	135
Fulton	19	28	27	22	11	107
Garland	80	122	106	112	105	525
Grant	19	26	24	23	21	113
Greene	46	56	54	52	29	237
Hempstead	31	40	35	17	11	134
Hot Spring	49	56	47	58	38	248
Howard	22	37	36	19	15	129
Independence	49	62	63	38	31	243

*(continued)*



**Arkansas State Board of Nursing Statistics – FY2022 (July 1, 2021 – June 30, 2022)**

**LICENSED PRACTICAL NURSES RESIDING AND LICENSED IN ARKANSAS BY COUNTY AND AGE - 2022**

COUNTY	20-29	30-39	40-49	50-59	Over 60	Total
Izard	36	37	41	25	23	162
Jackson	26	32	16	17	22	113
Jefferson	20	48	72	81	89	310
Johnson	6	29	12	20	23	90
Lafayette	11	16	15	13	4	59
Lawrence	32	27	29	27	19	134
Lee	6	7	11	3	4	31
Lincoln	3	13	19	15	11	61
Little River	24	30	26	15	16	111
Logan	26	39	36	34	26	161
Lonoke	46	95	81	62	45	329
Madison	5	12	17	10	15	59
Marion	5	11	11	24	11	62
Miller	38	63	55	55	43	254
Mississippi	47	52	48	26	16	189
Monroe	2	10	2	4	6	24
Montgomery	10	12	5	6	21	54
Nevada	5	20	15	11	6	57
Newton	4	6	4	9	6	29
Ouachita	30	44	43	37	36	190
Perry	16	15	16	8	12	67
Phillips	9	17	10	17	10	63
Pike	8	21	10	15	11	65
Poinsett	31	36	31	36	18	152
Polk	35	32	29	26	29	151
Pope	42	51	40	50	50	233
Prairie	4	8	10	9	5	36
Pulaski	117	292	299	218	268	1194
Randolph	32	31	23	16	16	118
Saint Francis	14	14	19	16	22	85
Saline	65	172	145	95	107	584
Scott	21	18	15	15	8	77
Searcy	9	11	14	9	8	51
Sebastian	36	95	109	100	103	443
Sevier	48	38	12	24	15	137
Sharp	37	50	48	37	23	195
Stone	22	23	22	8	11	86
Union	68	96	86	61	41	352
Van Buren	11	33	24	25	22	115
Washington	84	178	162	107	107	638
White	76	90	77	69	59	371
Woodruff	6	9	8	7	4	34
Yell	12	16	10	28	20	86
<b>TOTAL</b>	<b>2163</b>	<b>3504</b>	<b>3158</b>	<b>2695</b>	<b>2397</b>	<b>13917</b>

**LICENSED PRACTICAL NURSES RESIDING AND LICENSED IN ARKANSAS BY COUNTY AND EMPLOYMENT SETTING - 2022**

COUNTY	Ambulatory Care Setting	Community Health	Correctional Facility	Home Health	Hospital	Insurance Claims\Benefits	Nursing Home\Extended Care	Occupational Health	Other (Please specify)	Policy(Planning)\Regulatory\Licensing Agency	Public Health	School Health Service	Assisted Living Facility	Hospice	School of Nursing	Dialysis Center	No Entry	Total
Arkansas	6	10	1	2	11	0	26	0	1	0	5	0	0	0	0	0	22	84
Ashley	4	12	2	9	38	1	34	1	21	0	11	8	3	0	0	5	44	193
Baxter	7	15	4	13	25	1	57	1	41	0	8	4	12	7	0	0	64	259
Benton	47	26	3	19	52	2	148	16	94	0	8	12	37	3	4	1	136	608
Boone	3	8	2	8	13	0	56	2	17	0	4	4	4	0	3	0	47	171
Bradley	3	6	4	12	15	0	22	0	9	0	5	1	1	1	0	2	20	101
Calhoun	1	7	0	2	5	0	7	0	3	0	3	0	1	0	0	0	3	32
Carroll	2	3	2	1	7	0	13	2	8	0	1	3	2	0	0	0	12	56
Chicot	1	7	2	0	6	0	10	0	5	0	2	0	2	0	0	0	10	45
Clark	7	6	4	2	5	1	42	0	9	0	4	1	2	0	0	2	27	112
Clay	1	8	1	7	9	0	23	0	12	0	7	4	5	1	0	0	16	94
Cleburne	6	6	2	0	9	3	32	0	18	0	6	5	3	1	0	0	33	124
Cleveland	6	4	4	3	3	1	19	0	7	0	1	0	1	0	0	0	11	60
Columbia	4	9	2	3	14	0	30	0	11	0	7	3	5	0	0	0	23	111
Conway	7	12	0	6	8	1	32	1	12	0	2	2	6	0	0	0	30	119
Craighead	50	38	10	25	84	1	94	1	99	0	25	12	21	2	3	5	160	630

*(continued)*

**Arkansas State Board of Nursing Statistics – FY2022 (July 1, 2021 – June 30, 2022)**

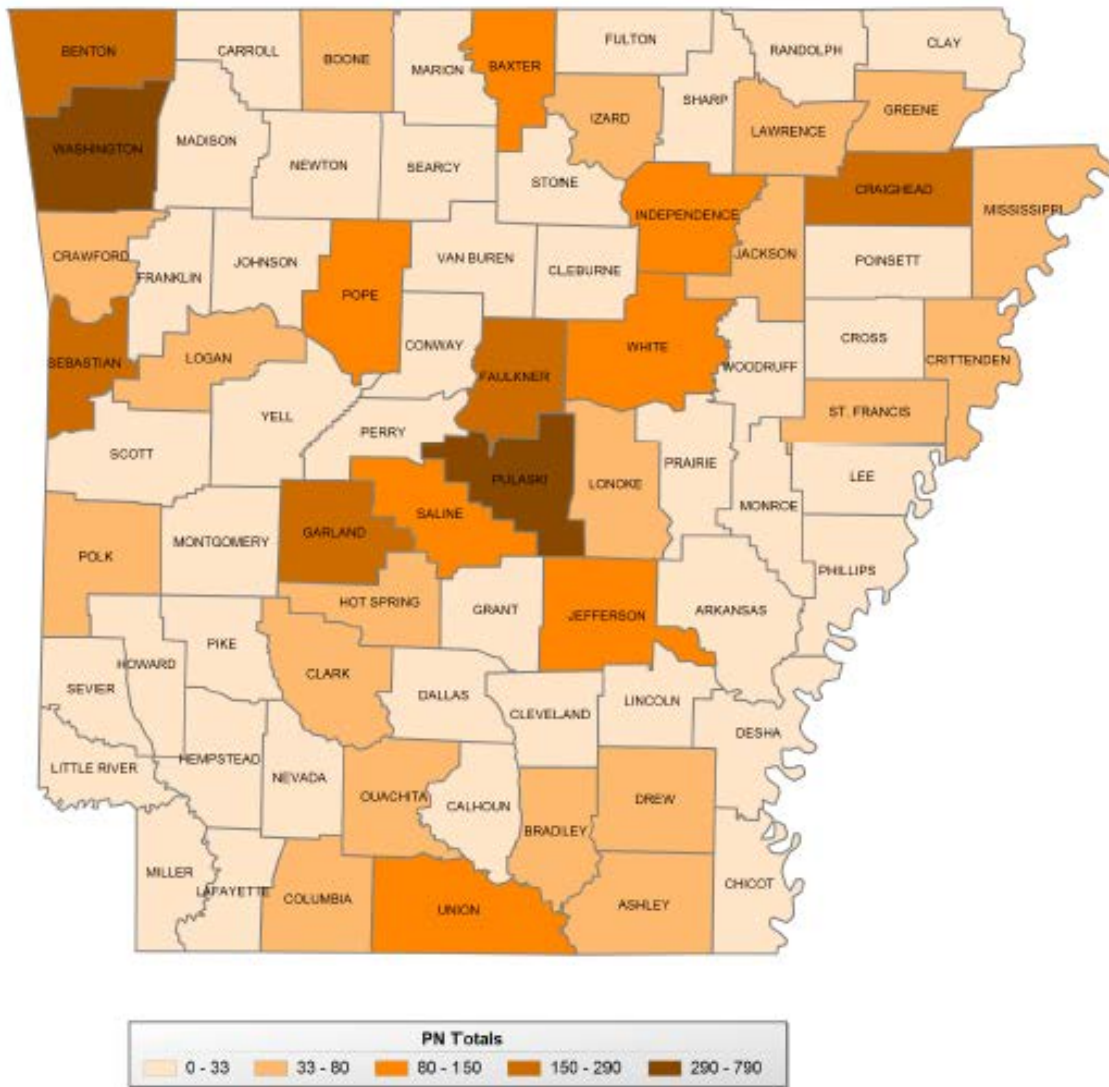
**LICENSED PRACTICAL NURSES RESIDING AND LICENSED IN ARKANSAS BY COUNTY AND EMPLOYMENT SETTING - 2022**

COUNTY	Ambulatory Care Setting	Community Health	Correctional Facility	Home Health	Hospital	Insurance Claims\Benefits	Nursing Home\Extended Care	Occupational Health	Other (Please specify)	Policy\Planning\Regulatory\Licensing Agency	Public Health	School Health Service	Assisted Living Facility	Hospice	School of Nursing	Dialysis Center	No Entry	Total
Crawford	18	26	4	11	29	3	100	2	45	0	8	10	15	2	1	2	62	338
Crittenden	14	11	2	17	14	2	53	0	11	1	3	5	8	0	0	2	32	175
Cross	1	11	5	8	6	1	23	0	12	0	6	1	4	1	0	0	19	98
Dallas	2	4	3	0	8	1	13	0	10	0	3	0	1	0	0	0	8	53
Desha	1	10	11	4	9	0	9	0	8	0	5	2	1	1	0	1	19	81
Drew	4	15	6	4	16	1	24	0	18	0	3	1	4	3	0	0	40	139
Faulkner	31	30	5	24	39	8	134	1	69	0	13	10	24	1	1	4	157	551
Franklin	4	4	0	6	19	1	30	2	10	0	11	6	3	0	1	1	37	135
Fulton	4	4	2	11	17	1	13	0	14	0	5	1	1	1	1	0	32	107
Garland	33	23	8	22	30	3	124	1	70	0	14	10	25	3	1	4	154	525
Grant	8	5	4	6	7	3	26	0	17	0	6	2	7	1	0	0	21	113
Greene	11	17	2	4	30	0	49	1	26	0	19	6	9	0	0	2	61	237
Hempstead	3	11	1	7	7	1	46	0	14	0	2	2	5	3	0	3	29	134
Hot Spring	13	14	11	15	15	2	72	0	17	0	11	5	9	3	0	2	59	248
Howard	2	4	1	17	4	0	44	2	14	0	3	3	3	1	1	2	28	129
Independence	4	8	6	7	42	0	58	2	30	0	12	4	5	1	0	1	63	243
Izard	6	5	5	6	25	2	34	0	16	0	3	1	1	1	0	0	57	162
Jackson	1	7	12	2	10	0	26	1	11	0	6	1	1	0	0	0	35	113
Jefferson	12	9	22	16	35	4	65	4	30	1	10	7	15	2	1	1	76	310
Johnson	1	7	0	3	17	1	15	1	12	0	4	6	1	0	1	0	21	90
Lafayette	2	1	0	5	3	0	22	0	6	0	6	0	2	1	1	0	10	59
Lawrence	6	15	2	2	17	0	27	0	14	0	11	4	3	2	0	1	30	134
Lee	1	1	1	3	1	0	8	0	3	0	1	1	0	0	0	0	11	31
Lincoln	2	5	7	4	4	1	18	0	5	0	3	1	2	0	0	0	9	61
Little River	6	5	4	12	9	0	25	0	14	0	4	3	2	2	1	1	23	111
Logan	4	8	1	8	14	0	52	4	13	0	5	4	3	0	0	0	45	161
Lonoke	27	15	1	13	23	8	74	2	49	0	13	5	10	4	0	0	85	329
Madison	4	5	1	0	6	1	16	1	7	0	4	3	2	0	0	0	9	59
Marion	4	3	0	6	1	1	12	0	15	0	0	1	3	1	0	1	14	62
Miller	14	6	5	26	23	2	58	1	37	0	11	3	9	2	1	2	54	254
Mississippi	5	12	6	10	18	0	39	1	24	0	11	7	5	0	0	2	49	189
Monroe	2	2	1	0	0	0	7	0	3	0	2	2	0	0	0	1	4	24
Montgomery	2	5	1	2	3	0	15	0	6	0	3	0	4	0	0	0	13	54
Nevada	0	3	2	2	0	0	25	1	5	0	3	2	1	0	1	1	11	57
Newton	1	2	1	2	1	0	8	0	2	0	2	1	0	0	1	0	8	29
Ouachita	8	10	3	8	16	0	47	0	27	0	15	3	3	2	0	2	46	190
Perry	3	2	0	3	3	2	15	0	13	0	5	2	2	1	0	0	16	67
Phillips	1	5	2	2	2	0	16	0	11	0	2	2	5	0	0	1	14	63
Pike	2	4	0	7	3	0	12	2	7	0	5	4	3	0	0	0	16	65
Poinsett	4	6	3	8	11	0	35	0	28	0	16	6	1	0	0	1	33	152
Polk	4	14	2	7	21	1	25	1	12	0	6	5	6	1	0	0	46	151
Pope	12	16	1	7	19	0	62	8	33	0	7	3	7	0	0	2	56	233
Prairie	1	3	0	2	2	0	18	1	2	0	2	3	0	0	0	0	2	36
Pulaski	84	30	30	27	146	27	281	11	109	0	27	9	64	12	1	3	333	1194
Randolph	5	12	2	5	5	0	32	0	12	0	10	3	0	0	0	1	31	118
Saint Francis	0	7	2	5	6	0	15	1	16	0	2	2	1	1	0	0	27	85
Saline	43	23	18	20	67	13	130	2	78	1	24	6	22	3	0	0	134	584
Scott	2	4	1	4	6	1	17	2	4	0	5	4	4	0	0	1	22	77
Searcy	0	3	0	2	4	0	19	0	3	0	4	0	1	0	0	0	15	51
Sebastian	29	16	4	24	72	8	100	5	53	0	13	5	9	4	2	4	95	443
Sevier	3	18	0	15	7	0	17	4	21	0	11	3	1	0	0	0	37	137
Sharp	2	5	1	13	27	1	44	1	25	0	8	2	3	0	2	1	60	195
Stone	2	4	1	10	8	0	18	0	9	0	1	3	0	0	0	0	30	86
Union	12	21	4	14	30	2	88	1	47	0	25	6	10	5	0	6	81	352
Van Buren	2	7	0	6	10	1	31	0	10	0	6	2	7	0	0	0	33	115
Washington	38	46	6	27	81	2	143	8	103	0	16	8	28	3	1	2	126	638
White	23	21	5	12	46	3	89	0	38	0	23	5	14	1	0	0	91	371
Woodruff	1	2	0	2	1	0	10	0	2	0	5	3	0	0	0	0	8	34
Yell	2	4	0	4	8	0	31	2	17	0	2	1	0	0	0	0	15	86
<b>TOTAL</b>	<b>691</b>	<b>773</b>	<b>271</b>	<b>631</b>	<b>1407</b>	<b>119</b>	<b>3304</b>	<b>100</b>	<b>1704</b>	<b>3</b>	<b>565</b>	<b>269</b>	<b>484</b>	<b>84</b>	<b>29</b>	<b>73</b>	<b>3410</b>	<b>13917</b>

LICENSED PRACTICAL NURSES HEAT MAP OF NURSES BY COUNTY

July 1, 2021 – June 30, 2022

The map shows the LPN workforce of nurses per county based on employment zip code.



**Arkansas State Board of Nursing Statistics – FY2022 (July 1, 2021 – June 30, 2022)**

<b>LICENSED PSYCHIATRIC TECHNICIAN NURSES RESIDING AND LICENSED IN ARKANSAS BY COUNTY OF RESIDENCE - 2022</b>	
<b>COUNTY</b>	<b>Total</b>
Benton	1
Cleburne	1
Crawford	2
Faulkner	3
Garland	1
Hot Spring	2
Lonoke	1
Pope	1
Pulaski	20
Saline	13
Sebastian	2
Van Buren	1
Washington	1
<b>TOTAL</b>	<b>49</b>

<b>LICENSED PSYCHIATRIC TECHNICIAN NURSES RESIDING AND LICENSED IN ARKANSAS BY EMPLOYMENT SETTING AND AGE - 2022</b>						
<b>Employment</b>	<b>20-29</b>	<b>30-39</b>	<b>40-49</b>	<b>50-59</b>	<b>Over 60</b>	<b>Total</b>
Ambulatory Care Setting	0	0	0	1	0	1
Community Health	0	0	0	0	1	1
Correctional Facility	0	0	0	0	1	1
Home Health	0	0	0	1	1	2
Hospital	0	0	0	1	2	3
No Entry	0	1	0	4	18	23
Nursing Home/Extended Care	0	0	0	2	8	10
Other (Please specify)	0	0	0	3	3	6
School Health Service	0	0	0	0	2	2
<b>TOTAL</b>	<b>0</b>	<b>1</b>	<b>0</b>	<b>12</b>	<b>36</b>	<b>49</b>

<b>LICENSED PSYCHIATRIC TECHNICIAN NURSES RESIDING AND LICENSED IN ARKANSAS BY EMPLOYMENT SETTING AND GENDER - 2022</b>			
<b>Employment</b>	<b>Female</b>	<b>Male</b>	<b>Total</b>
Ambulatory Care Setting	1	0	1
Community Health	1	0	1
Correctional Facility	1	0	1
Home Health	2	0	2
Hospital	3	0	3
No Entry	17	6	23
Nursing Home/Extended Care	10	0	10
Other (Please specify)	6	0	6
School Health Service	2	0	2
<b>TOTAL</b>	<b>43</b>	<b>6</b>	<b>49</b>

<b>LICENSED PSYCHIATRIC TECHNICIAN NURSES RESIDING AND LICENSED IN ARKANSAS BY EMPLOYMENT SETTING AND EDUCATIONAL LEVEL - 2022</b>								
<b>Employment</b>	<b>Certificate</b>	<b>Diploma</b>	<b>Associate</b>	<b>Bachelor</b>	<b>Master</b>	<b>Doctorate</b>	<b>Not Given</b>	<b>Total</b>
Ambulatory Care Setting	1	0	0	0	0	0	0	1
Community Health	1	0	0	0	0	0	0	1
Correctional Facility	1	0	0	0	0	0	0	1
Home Health	2	0	0	0	0	0	0	2
Hospital	3	0	0	0	0	0	0	3
No Entry	23	0	0	0	0	0	0	23
Nursing Home/Extended Care	10	0	0	0	0	0	0	10
Other (Please specify)	6	0	0	0	0	0	0	6
School Health Service	2	0	0	0	0	0	0	2
<b>TOTAL</b>	<b>49</b>	<b>0</b>	<b>0</b>	<b>0</b>	<b>0</b>	<b>0</b>	<b>0</b>	<b>49</b>

**Arkansas State Board of Nursing Statistics – FY2022 (July 1, 2021 – June 30, 2022)**

LICENSED PSYCHIATRIC TECHNICIAN NURSES RESIDING AND LICENSED IN ARKANSAS BY COUNTY AND EDUCATIONAL LEVEL - 2022								
COUNTY	Certificate	Diploma	Associate	Bachelor	Master	Doctorate	Not Given	Total
Benton	1	0	0	0	0	0	0	1
Cleburne	1	0	0	0	0	0	0	1
Crawford	2	0	0	0	0	0	0	2
Faulkner	3	0	0	0	0	0	0	3
Garland	1	0	0	0	0	0	0	1
Hot Spring	2	0	0	0	0	0	0	2
Lonoke	1	0	0	0	0	0	0	1
Pope	1	0	0	0	0	0	0	1
Pulaski	20	0	0	0	0	0	0	20
Saline	13	0	0	0	0	0	0	13
Sebastian	2	0	0	0	0	0	0	2
Van Buren	1	0	0	0	0	0	0	1
Washington	1	0	0	0	0	0	0	1
<b>TOTAL</b>	<b>49</b>	<b>0</b>	<b>0</b>	<b>0</b>	<b>0</b>	<b>0</b>	<b>0</b>	<b>49</b>

LICENSED PSYCHIATRIC TECHNICIAN NURSES RESIDING AND LICENSED IN ARKANSAS BY COUNTY AND AGE - 2022						
COUNTY	20-29	30-39	40-49	50-59	Over 60	Total
Benton	0	0	0	0	1	1
Cleburne	0	0	0	1	0	1
Crawford	0	0	0	0	2	2
Faulkner	0	1	0	0	2	3
Garland	0	0	0	0	1	1
Hot Spring	0	0	0	1	1	2
Lonoke	0	0	0	0	1	1
Pope	0	0	0	0	1	1
Pulaski	0	0	0	8	12	20
Saline	0	0	0	1	12	13
Sebastian	0	0	0	0	2	2
Van Buren	0	0	0	0	1	1
Washington	0	0	0	1	0	1
<b>TOTAL</b>	<b>0</b>	<b>1</b>	<b>0</b>	<b>12</b>	<b>36</b>	<b>49</b>

LICENSED PSYCHIATRIC TECHNICAL NURSES RESIDING AND LICENSED IN ARKANSAS BY COUNTY AND EMPLOYMENT SETTING - 2022																	
COUNTY	Ambulatory Care Setting	Community Health	Correctional Facility	Home Health	Hospital	Insurance Claims/Benefits	Nursing Home/Extended Care	Occupational Health	Other (Please specify)	Public Health	School Health Service	Assisted Living Facility	Hospice	School of Nursing	Dialysis Center	No Entry	Total
Benton	0	0	0	1	0	0	0	0	0	0	0	0	0	0	0	0	1
Cleburne	0	0	0	0	0	0	0	0	0	0	0	0	0	0	0	1	1
Crawford	0	0	0	0	0	0	0	0	1	0	0	0	0	0	0	1	2
Faulkner	0	0	0	0	0	0	0	0	0	0	0	0	0	0	0	3	3
Garland	0	0	0	0	0	0	0	0	0	0	0	0	0	0	0	1	1
Hot Spring	0	0	0	0	0	0	1	0	0	0	0	0	0	0	0	1	2
Lonoke	0	0	0	0	0	0	0	0	0	0	0	0	0	0	0	1	1
Pope	0	0	0	0	0	0	0	0	0	0	0	0	0	0	0	1	1
Pulaski	1	1	1	1	1	0	6	0	3	0	1	0	0	0	0	5	20
Saline	0	0	0	0	2	0	3	0	1	0	1	0	0	0	0	6	13
Sebastian	0	0	0	0	0	0	0	0	0	0	0	0	0	0	0	2	2
Van Buren	0	0	0	0	0	0	0	0	0	0	0	0	0	0	0	1	1
Washington	0	0	0	0	0	0	0	0	1	0	0	0	0	0	0	0	1
<b>TOTAL</b>	<b>1</b>	<b>1</b>	<b>1</b>	<b>2</b>	<b>3</b>	<b>0</b>	<b>10</b>	<b>0</b>	<b>6</b>	<b>0</b>	<b>2</b>	<b>0</b>	<b>0</b>	<b>0</b>	<b>0</b>	<b>23</b>	<b>49</b>

**Arkansas State Board of Nursing Statistics – FY2022 (July 1, 2021 – June 30, 2022)**

<b>MEDICATION ASSISTANT CERTIFICATE HOLDERS RESIDING AND LICENSED IN ARKANSAS BY COUNTY OF RESIDENCE - 2022</b>	
<b>COUNTY</b>	<b>Total</b>
Arkansas	2
Baxter	3
Benton	1
Boone	4
Clark	2
Craighead	1
Fulton	2
Garland	5
Greene	2
Hot Spring	1
Independence	1
Izard	2
Jackson	1
Jefferson	1
Lonoke	1
Madison	1
Marion	1
Mississippi	4
Phillips	1
Poinsett	1
Prairie	2
Pulaski	7
Sebastian	3
Sharp	2
Stone	1
Van Buren	10
Washington	3
White	1
<b>TOTAL</b>	<b>66</b>

<b>MEDICATION ASSISTANT CERTIFICATE HOLDERS RESIDING AND LICENSED IN ARKANSAS BY COUNTY AND EDUCATIONAL LEVEL - 2022</b>	
<b>COUNTY</b>	<b>Certificate</b>
Arkansas	2
Baxter	3
Benton	1
Boone	4
Clark	2
Craighead	1
Fulton	2
Garland	5
Greene	2
Hot Spring	1
Independence	1
Izard	2
Jackson	1
Jefferson	1
Lonoke	1
Madison	1
Marion	1
Mississippi	4
Phillips	1
Poinsett	1
Prairie	2
Pulaski	7
Sebastian	3
Sharp	2
Stone	1
Van Buren	10
Washington	3
White	1
<b>TOTAL</b>	<b>66</b>

**Arkansas State Board of Nursing Statistics – FY2022 (July 1, 2021 – June 30, 2022)**

<b>MEDICATION ASSISTANT CERTIFICATE HOLDERS RESIDING AND LICENSED IN ARKANSAS BY COUNTY AND AGE - 2022</b>						
<b>COUNTY</b>	<b>20-29</b>	<b>30-39</b>	<b>40-49</b>	<b>50-59</b>	<b>Over 60</b>	<b>Total</b>
Arkansas	0	0	2	0	0	2
Baxter	1	0	2	0	0	3
Benton	1	0	0	0	0	1
Boone	0	2	1	0	1	4
Clark	0	0	0	0	2	2
Craighead	1	0	0	0	0	1
Fulton	1	0	0	1	0	2
Garland	0	1	2	1	1	5
Greene	1	1	0	0	0	2
Hot Spring	0	0	1	0	0	1
Independence	0	0	0	1	0	1
Izard	1	0	1	0	0	2
Jackson	1	0	0	0	0	1
Jefferson	0	1	0	0	0	1
Lonoke	0	1	0	0	0	1
Madison	0	0	1	0	0	1
Marion	0	0	0	0	1	1
Mississippi	1	1	2	0	0	4
Phillips	0	0	1	0	0	1
Poinsett	0	0	1	0	0	1
Prairie	1	1	0	0	0	2
Pulaski	2	1	2	2	0	7
Sebastian	0	2	1	0	0	3
Sharp	0	2	0	0	0	2
Stone	0	1	0	0	0	1
Van Buren	0	5	0	3	2	10
Washington	1	1	0	1	0	3
White	1	0	0	0	0	1
<b>TOTAL</b>	<b>13</b>	<b>20</b>	<b>17</b>	<b>9</b>	<b>7</b>	<b>66</b>

<b>MEDICATION ASSISTANT CERTIFICATE HOLDERS RESIDING AND LICENSED IN ARKANSAS BY COUNTY AND EMPLOYMENT SETTING - 2022</b>																
<b>COUNTY</b>	<b>Ambulatory Care Setting</b>	<b>Community Health</b>	<b>Correctional Facility</b>	<b>Home Health</b>	<b>Hospital</b>	<b>Insurance Claims/Benefits</b>	<b>Occupational Health</b>	<b>Other (Please specify)</b>	<b>Public Health</b>	<b>School Health Service</b>	<b>Assisted Living Facility</b>	<b>Hospice</b>	<b>School of Nursing</b>	<b>Dialysis Center</b>	<b>No Entry</b>	<b>Total</b>
Arkansas	0	0	0	0	0	0	0	0	0	0	0	0	0	0	2	2
Baxter	0	0	0	0	0	0	0	0	0	0	0	0	0	0	3	3
Benton	0	0	0	0	0	0	0	0	0	0	0	0	0	0	1	1
Boone	0	0	0	0	0	0	0	0	0	0	0	0	0	0	4	4
Clark	0	0	0	0	0	0	0	0	0	0	0	0	0	0	2	2
Craighead	0	0	0	0	0	0	0	0	0	0	0	0	0	0	1	1
Fulton	0	0	0	0	0	0	0	0	0	0	0	0	0	0	2	2
Garland	0	0	0	0	0	0	0	0	0	0	0	0	0	0	5	5
Greene	0	0	0	0	0	0	0	0	0	0	0	0	0	0	2	2
Hot Spring	0	0	0	0	0	0	0	0	0	0	0	0	0	0	1	1
Independence	0	0	0	0	0	0	0	0	0	0	0	0	0	0	1	1
Izard	0	0	0	0	0	0	0	0	0	0	0	0	0	0	2	2
Jackson	0	0	0	0	0	0	0	0	0	0	0	0	0	0	1	1
Jefferson	0	0	0	0	0	0	0	0	0	0	0	0	0	0	1	1
Lonoke	0	0	0	0	0	0	0	0	0	0	0	0	0	0	1	1
Madison	0	0	0	0	0	0	0	0	0	0	0	0	0	0	1	1
Marion	0	0	0	0	0	0	0	0	0	0	0	0	0	0	1	1
Mississippi	0	0	0	0	0	0	0	0	0	0	0	0	0	0	4	4
Phillips	0	0	0	0	0	0	0	0	0	0	0	0	0	0	1	1
Poinsett	0	0	0	0	0	0	0	0	0	0	0	0	0	0	1	1
Prairie	0	0	0	0	0	0	0	0	0	0	0	0	0	0	2	2
Pulaski	0	0	0	0	0	0	0	0	0	0	0	0	0	0	7	7
Sebastian	0	0	0	0	0	0	0	0	0	0	0	0	0	0	3	3
Sharp	0	0	0	0	0	0	0	0	0	0	0	0	0	0	2	2
Stone	0	0	0	0	0	0	0	0	0	0	0	0	0	0	1	1
Van Buren	0	0	0	0	0	0	0	0	0	0	0	0	0	0	10	10
Washington	0	0	0	0	0	0	0	0	0	0	0	0	0	0	3	3
White	0	0	0	0	0	0	0	0	0	0	0	0	0	0	1	1
<b>TOTAL</b>	<b>0</b>	<b>0</b>	<b>0</b>	<b>0</b>	<b>0</b>	<b>0</b>	<b>0</b>	<b>0</b>	<b>0</b>	<b>0</b>	<b>0</b>	<b>0</b>	<b>0</b>	<b>0</b>	<b>66</b>	<b>66</b>